



Artisan Technology Group is your source for quality new and certified-used/pre-owned equipment

- FAST SHIPPING AND DELIVERY
- TENS OF THOUSANDS OF IN-STOCK ITEMS
- EQUIPMENT DEMOS
- HUNDREDS OF MANUFACTURERS SUPPORTED
- LEASING/MONTHLY RENTALS
- ITAR CERTIFIED SECURE ASSET SOLUTIONS

SERVICE CENTER REPAIRS

Experienced engineers and technicians on staff at our full-service, in-house repair center

*InstraView*SM REMOTE INSPECTION

Remotely inspect equipment before purchasing with our interactive website at www.instraview.com ↗

WE BUY USED EQUIPMENT

Sell your excess, underutilized, and idle used equipment. We also offer credit for buy-backs and trade-ins. www.artisanng.com/WeBuyEquipment ↗

LOOKING FOR MORE INFORMATION?

Visit us on the web at www.artisanng.com ↗ for more information on price quotations, drivers, technical specifications, manuals, and documentation

Contact us: (888) 88-SOURCE | sales@artisanng.com | www.artisanng.com

BM Series

Brushless Rotary Servomotors

Standard NEMA frame sizes

Neodymium iron boron rare-earth magnets maximize performance

Skewed stator with multi-pole design minimizes torque ripple and cogging for smooth velocity control over a greater speed range

Optional IP65-level construction allows use in harsh environments

Optional brake, front shaft seal, and precision gear reducers



High-Performance Design

The BM series consists of Aerotech's high-performance brushless rotary servomotors. The motors feature neodymium iron boron magnets for maximum torque and acceleration in a small package. A skewed stator design and an eight-pole rotor provide low torque ripple and smooth velocity. Unlike DC brush-type servomotors, the BM series are brushless and maintenance free. This makes them ideal for critical applications where downtime cannot be tolerated.

In addition, the BM series motors have very high power density resulting in high torque in a compact package. Optional IP65 sealing make these motors ideal for harsh environments such as machine tool.

Wide Torque Range

The BM motor series covers a wide range of torque and package sizes. Continuous output torque ranges from 0.16 N-m (22.5 oz-in) to 31.6 N-m (280 lb-in), with peak torques to 94.9 N-m (840 lb-in). Standard frame sizes include NEMA 17, 23, 34, 42 and 56. This makes it easy to mount any motor to Aerotech's gearbox line with no adapter plates. These motors are well-suited to general purpose and high-end servo applications.

Application Flexibility

The standard motor has a 1000-line encoder (4000-line count after quadrature), RS-422 line driver output with Hall effect device outputs for commutation, and MS connectors. Options include increased encoder resolution, sealing for IP65 level protection, brakes, and gearboxes. Standard models can be delivered from stock and custom variations can be engineered to your requirements with minimal lead time.



All Aerotech motors are manufactured following ISO9001 standards.

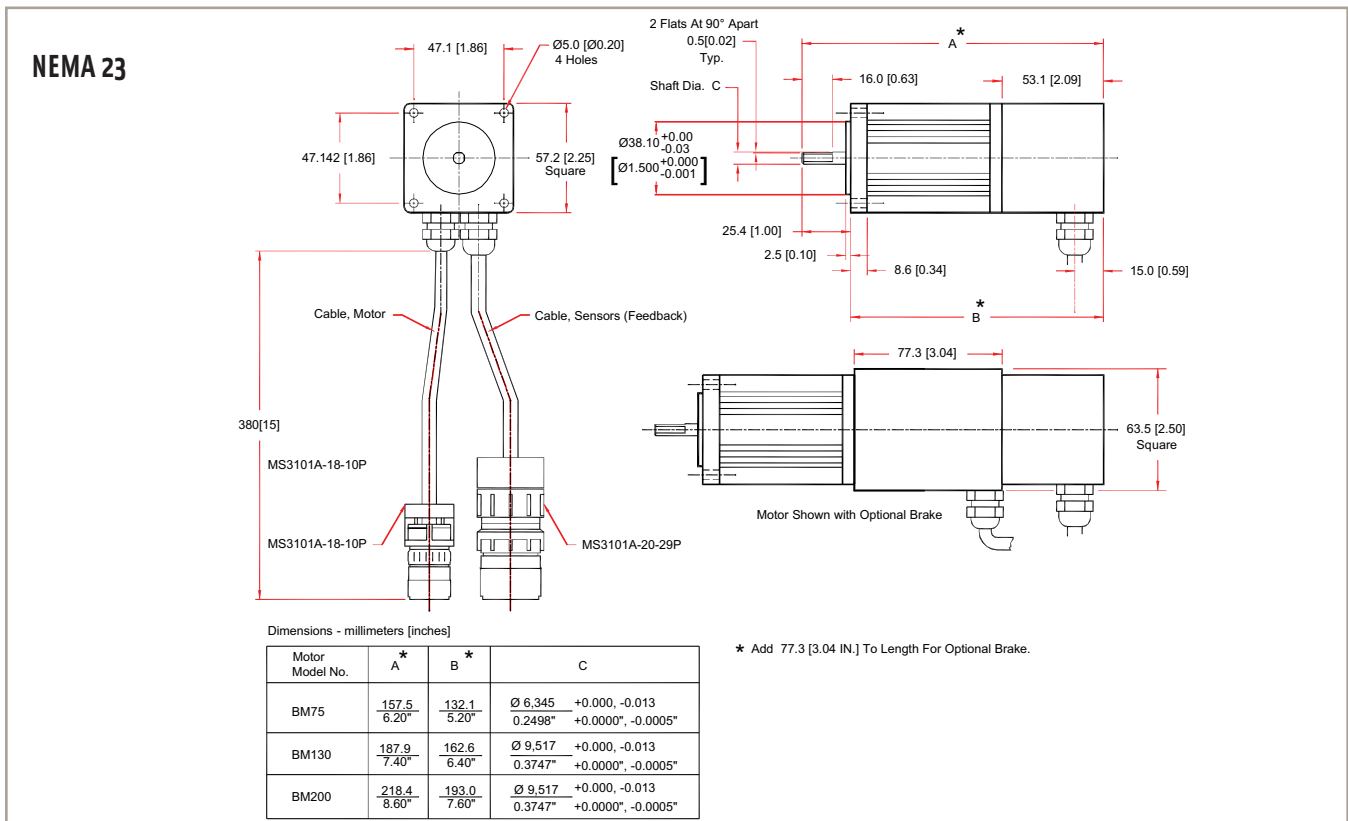
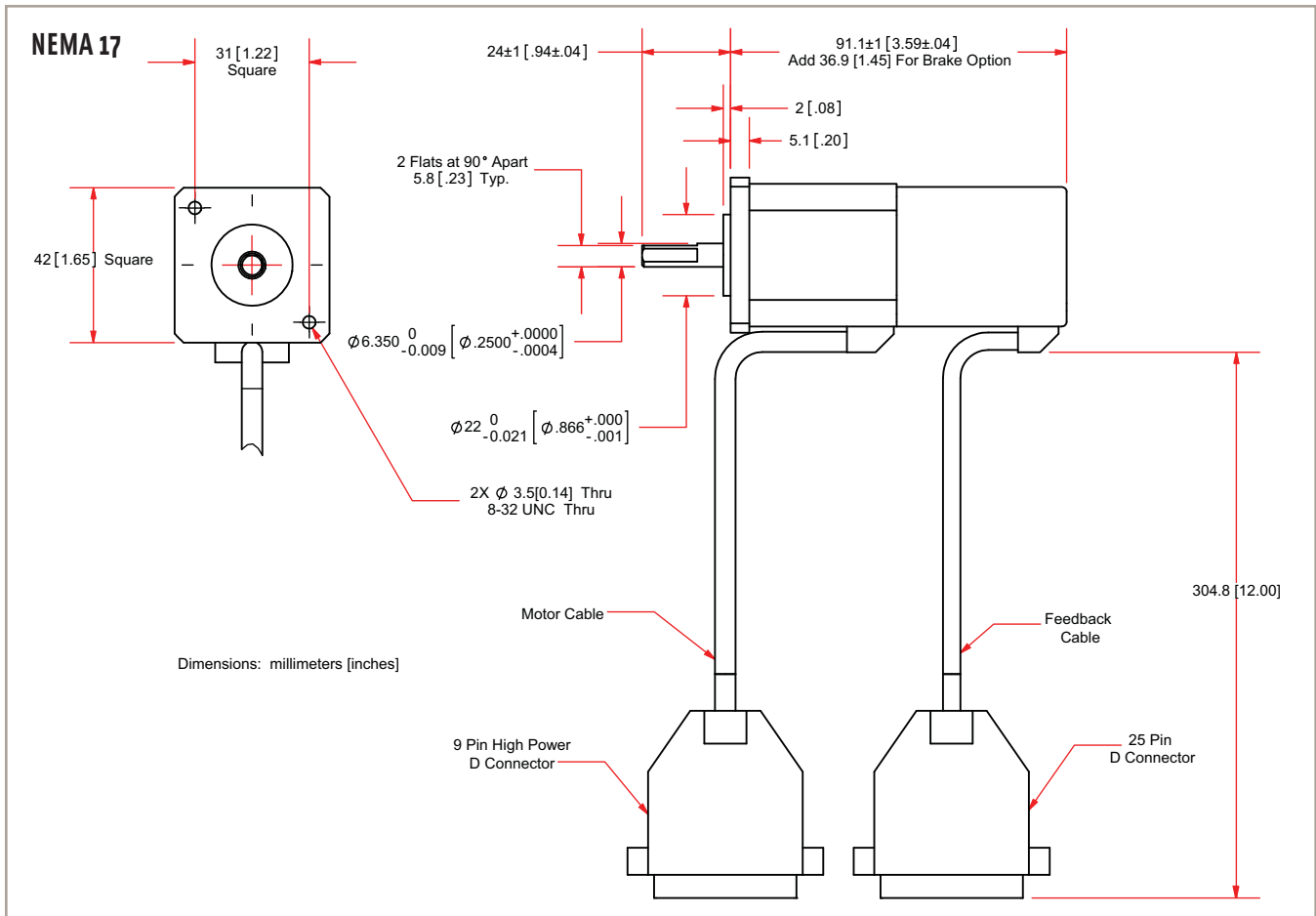
BM Series SPECIFICATIONS

Model		BM22	BM75	BM130	BM200
Performance Specifications^(1,2)					
Stall Torque, Continuous ⁽³⁾	N·m	0.16	0.51	1.02	1.45
	oz·in	22.5	72	144	205
Peak Torque ⁽⁴⁾	N·m	0.48	1.3	2.5	3.6
	oz·in	68	181	361	512
Rated Speed	rpm	3,000	4,000	4,000	4,000
Rated Power Output, Continuous	W	50	192	333	455
Electrical Specifications⁽²⁾					
BEMF Constant (Line-Line, Max)	V _{pk} /krpm	3.9	9	19	18
Continuous Current, Stall ⁽⁴⁾	A _{pk}	4.9	9.0	6.9	10.3
	A _{rms}	3.5	6.4	4.9	7.3
Peak Current, Stall ⁽⁴⁾	A _{pk}	14.7	22.5	17.3	25.8
	A _{rms}	10.4	15.9	12.2	18.2
Torque Constant ^(5,6)	N·m / A _{pk}	0.032	0.06	0.15	0.14
	oz·in / A _{pk}	4.5	8.0	20.9	19.9
	N·m / A _{rms}	0.045	0.08	0.21	0.20
	oz·in / A _{rms}	6.4	11.4	29.6	28.1
Motor Constant ^(3,5)	N·m / √W	0.038	0.053	0.098	0.125
	oz·in / √W	5.37	7.52	13.84	17.77
Resistance, 25°C (Line-Line)	Ω	0.67	1.0	2.0	1.1
Inductance (Line-Line)	mH	0.73	0.8	1.8	1.1
Maximum Bus Voltage	VDC	80	340	340	340
Thermal Resistance	°C/W	6.26	1.41	1.20	0.98
Number of Poles	-	8	8	8	8
Mechanical Specifications					
Frame Size	NEMA	17	23	23	23
Motor Weight	kg	0.4	1.1	1.5	2.0
	lb	0.88	2.42	3.30	4.40
Rotor Moment of Inertia	kg·m ²	2.00x10 ⁻⁶	5.20x10 ⁻⁶	9.20x10 ⁻⁶	1.30x10 ⁻⁵
	oz·in·s ²	0.00028	0.0007	0.0013	0.0018
Max. Radial Load	N	78	89	89	89
	lb	18	20	20	20
Max. Axial Load	N	39	89	89	89
	lb	9	20	20	20

Notes:

- Performance is dependent upon heat sink configuration, system cooling conditions, and ambient temperature.
- All performance and electrical specifications ±10%.
- Values shown @ 105°C rise above a 25°C ambient temperature, with motor mounted to a 250 mm x 250 mm x 6 mm aluminum heat sink.
- Peak torque assumes correct rms current; consult Aerotech.
- Torque constant and motor constant specified at stall.
- De-rate continuous torque and continuous current by 10% when using an encoder (does not apply to BM22).
- Maximum winding temperature is 130°C.
- Ambient operating temperature range 0°C - 25°C; consult Aerotech for performance in elevated ambient temperatures.
- All Aerotech amplifiers are rated A_{pk}; use torque constant in N·m/A_{pk} when sizing.

BM Series DIMENSIONS



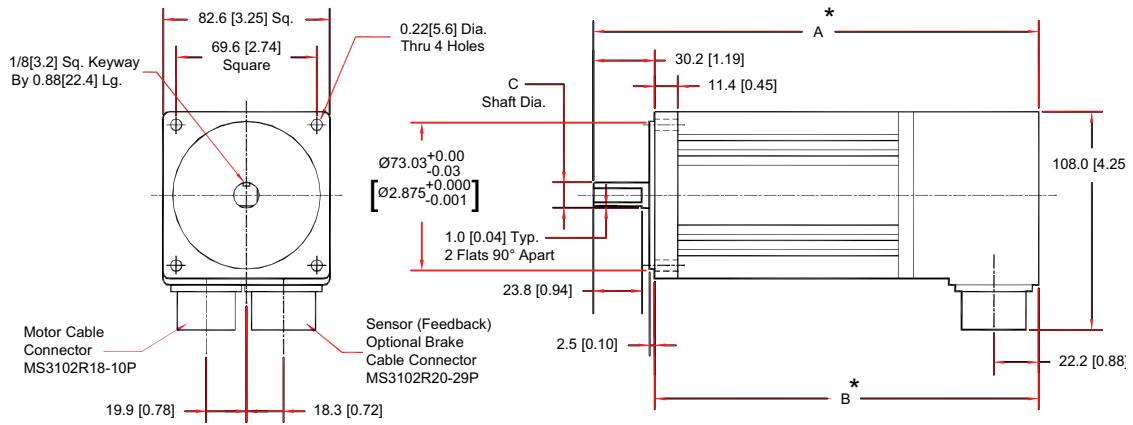
BM Series SPECIFICATIONS

Model		BM250	BM500
Performance Specifications^(1,2)			
Stall Torque, Continuous ⁽³⁾	N·m	2.3	3.6
	oz·in	322	515
Peak Torque ⁽⁴⁾	N·m	5.7	9.1
	oz·in	805	1,286
Rated Speed	rpm	4,000	4,000
Rated Power Output, Continuous	W	739	1065
Electrical Specifications⁽²⁾			
BEMF Constant (Line-Line, Max)	V _{pk} /krpm	28	29
Continuous Current, Stall ⁽⁵⁾	A _{pk}	10.3	17.5
	A _{rms}	7.2	12.4
Peak Current, Stall ⁽⁴⁾	A _{pk}	25.6	43.8
	A _{rms}	18.1	30.9
Torque Constant ^(5,6)	N·m / A _{pk}	0.22	0.21
	oz·in / A _{pk}	31.4	29.4
	N·m / A _{rms}	0.31	0.29
	oz·in / A _{rms}	44.4	41.6
Motor Constant ^(3,5)	N·m / √W	0.198	0.275
	oz·in / √W	28.04	38.94
Resistance, 25°C (line to line)	Ω	1.1	0.5
Inductance (line to line)	mH	2.74	1.42
Maximum Bus Voltage	VDC	340	340
Thermal Resistance	°C/W	0.99	0.74
Number of Poles	-	8	8
Mechanical Specifications			
Frame Size	NEMA Size	34	34
Motor Weight	kg	3.6	5.0
	lb	7.92	11.00
Rotor Moment of Inertia	kg·m ²	7.85x10 ⁻⁵	1.39x10 ⁻⁴
	oz·in·s ²	0.0111	0.0197
Max. Radial Load	N	178	178
	lb	40	40
Max. Axial Load	N	89	89
	lb	20	20

Notes:

- Performance is dependent upon heat sink configuration, system cooling conditions, and ambient temperature.
- All performance and electrical specifications ±10%.
- Values shown @ 105°C rise above a 25°C ambient temperature, with motor mounted to a 250 mm x 250 mm x 6 mm aluminum heat sink.
- Peak torque assumes correct rms current; consult Aerotech.
- Torque constant and motor constant specified at stall.
- De-rate continuous torque and continuous current by 10% when using an encoder (does not apply to BM22).
- Maximum winding temperature is 130°C.
- Ambient operating temperature range 0°C - 25°C; consult Aerotech for performance in elevated ambient temperatures.
- All Aerotech amplifiers are rated A_{pk}; use torque constant in N·m/A_{pk} when sizing.

NEMA 34



Dimensions - millimeters [inches]

Motor Model No.	A*	B*	C
BM250	220.3 8.67"	190.0 7.48"	∅ 12.69 +0.000, -0.013 0.4997" +0.0000", -0.0005"
BM500	275.1 10.83"	244.9 9.64"	∅ 12.69 +0.000, -0.013 0.4997" +0.0000", -0.0005"

* Add 55.6[2.19 IN.] To Length For Optional Brake.

BM Series SPECIFICATIONS

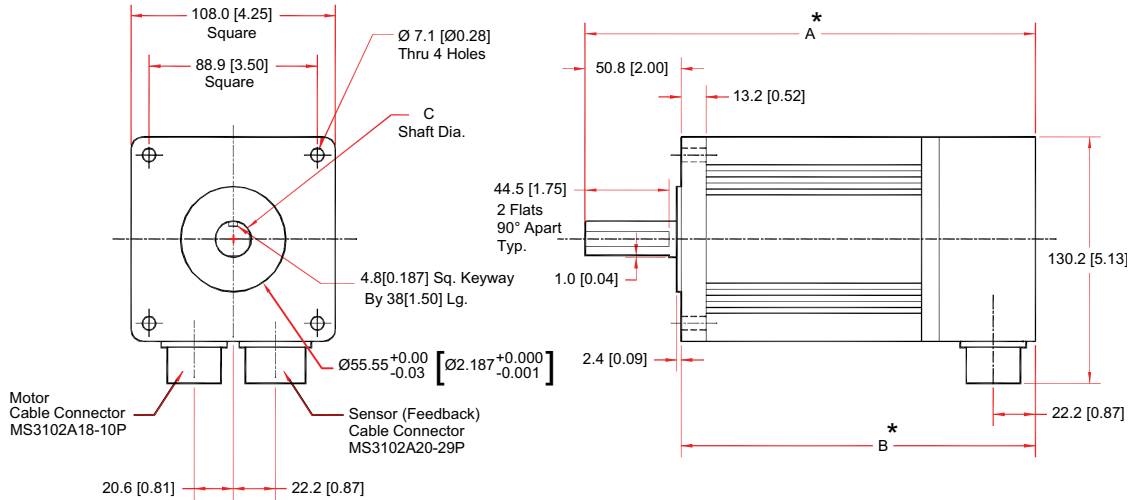
Model		BM800	BM1400
Performance Specifications^(1,2)			
Stall Torque, Continuous ⁽³⁾	N·m	6.1	11.0
	oz·in	866	1562
Peak Torque ⁽⁴⁾	N·m	15.3	27.6
	oz·in	2166	3905
Rated Speed	rpm	3,000	3,000
Rated Power Output, Continuous	W	1446	2529
Electrical Specifications⁽²⁾			
BEMF Constant (Line-Line, Max)	$V_{pk}/krpm$	69	69
Continuous Current, Stall ⁽⁵⁾	A_{pk}	11.9	20.5
	A_{rms}	8.4	14.5
Peak Current, Stall ⁽⁴⁾	A_{pk}	29.8	51.3
	A_{rms}	21.0	36.2
Torque Constant ^(5,6)	N·m / A_{pk}	0.51	0.54
	oz·in / A_{pk}	72.8	76.2
	N·m / A_{rms}	0.73	0.76
	oz·in / A_{rms}	103	107.8
Motor Constant ^(3,5)	N·m / \sqrt{W}	0.439	0.713
	oz·in / \sqrt{W}	62.24	100.93
Resistance, 25°C (line to line)	Ω	1.2	0.5
Inductance (line to line)	mH	3.8	1.7
Maximum Bus Voltage	VDC	340	340
Thermal Resistance	°C/W	0.67	0.54
Number of Poles	-	8	8
Mechanical Specifications			
Frame Size	NEMA	42	42
Motor Weight	kg	6.6	10.7
	lb	14.52	23.54
Rotor Moment of Inertia	kg·m ²	3.00x10 ⁻⁴	5.60x10 ⁻⁴
	oz·in·s ²	0.0425	0.0793
Max. Radial Load	N	222	222
	lb	50	50
Max. Axial Load	N	89	89
	lb	20	20

Notes:

- Performance is dependent upon heat sink configuration, system cooling conditions, and ambient temperature.
- All performance and electrical specifications $\pm 10\%$.
- Values shown @ 105°C rise above a 25°C ambient temperature, with motor mounted to a 250 mm x 250 mm x 6 mm aluminum heat sink.
- Peak torque assumes correct rms current; consult Aerotech.
- Torque constant and motor constant specified at stall.
- De-rate continuous torque and continuous current by 10% when using an encoder (does not apply to BM22).
- Maximum winding temperature is 130°C.
- Ambient operating temperature range 0°C - 25°C; consult Aerotech for performance in elevated ambient temperatures.
- All Aerotech amplifiers are rated A_{pk} ; use torque constant in N·m/ A_{pk} when sizing.

BM Series DIMENSIONS

NEMA 42



Dimensions - millimeters [inches]

Motor Model No.	A*	B*	C
BM800	238 9.37"	187 7.37"	$\varnothing 19.04 +0.000, -0.013$ $0.7497" +0.0000", -0.0005"$
BM1400	318 12.52"	267.2 10.52"	$\varnothing 19.04 +0.000, -0.013$ $0.7497" +0.0000", -0.0005"$

* Add 68.9 [2.71 IN.] To Length For Optional Brake.

BM Series SPECIFICATIONS

Model		BM2000	BM3400	BM4500
Performance Specifications^(1,5)				
Stall Torque, Continuous ⁽²⁾	N·m(lb·in)	14.7 (130)	23.7 (210)	31.6 (280)
Peak Torque ⁽³⁾	N·m(lb·in)	44.1 (390)	71.2 (630)	94.9 (840)
Rated Speed	rpm	2,400	2,400	2,400
Rated Power Output, Continuous	watts	3282	5073	6789
Electrical Specifications⁽⁵⁾				
BEMF Constant (line to line, max)	Volts _{pk} /krpm	99.0	99.0	113.1
Continuous Current, Stall ⁽²⁾	Amp _{pk}	16.5	26.7	31.1
	Amp _{rms}	11.7	18.9	22.0
Peak Current, Stall ⁽³⁾	Amp _{pk}	49.7	80.3	93.5
	Amp _{rms}	35.1	56.7	66.1
Torque Constant ^(4,8)	N·m/Amp _{pk}	0.89	0.89	1.01
	lb·in/Amp _{pk}	7.9	7.9	9.0
	N·m/Amp _{rms}	1.25	1.25	1.43
	lb·in/Amp _{rms}	11.1	11.1	12.7
Motor Constant ^(2,4)	N·m/√W	1.13	1.86	2.31
	lb·in/√W	10.0	16.5	20.5
Resistance, 25°C (line-line)	ohms	0.54	0.20	0.17
Inductance (line-line)	mH	3.50	1.60	1.50
Maximum Bus Voltage	VDC	340	340	340
Thermal Resistance	C/W	0.78	0.80	0.69
Number of Poles	P	6	6	6
Encoder Options	Quadrature or Amplified Sine			
Mechanical Specifications				
Frame Size	NEMA	56	56	56
Motor Weight	kg (lb)	15 (33.0)	23 (49.9)	30 (66.9)
Rotor Moment of Inertia	kg·m ²	1.25x10 ⁻³	2.23x10 ⁻³	3.24x10 ⁻³
	lb·in·s ²	0.0111	0.0197	0.0287
Max. Radial Load	N (lb)	668 (150)	668 (150)	668 (150)
Max. Axial Load	N (lb)	223 (50)	223 (50)	223 (50)

Notes:

- Performance is dependent upon heat sink configuration, system cooling conditions, and ambient temperature.
- All performance and electrical specifications ±10%.
- Values shown @ 130°C rise above a 25°C ambient temperature, with motor mounted to a 250 mm x 250 mm x 6 mm aluminum heat sink.
- Peak torque assumes correct rms current; consult Aerotech.
- Torque constant and motor constant specified at stall.
- De-rate continuous torque an continuous current by 10% when using an encoder (does not apply to BM22).
- Maximum winding temperature is 155°C.
- Ambient operating temperature range 0°C - 25°C; consult Aerotech for performance in elevated ambient temperatures.
- All Aerotech amplifiers are rated A_{pk}; use torque constant in N·m/A_{pk} when sizing.

BM Series DIMENSIONS

NEMA 56

FEEDBACK CONNECTOR MS3102R-20-29P
 MATING CONNECTOR MS3102F-20-29S

44.1 [1.74]

Ø11.0 (.43) Thru (4) Eq. Spd. As Shown On Ø165.00 (6.496) B.C.

MOTOR CONNECTOR MS3102E-22-22P
 MATING CONNECTOR MS3102R-22-22S

B Shaft Dia.

Keyway Width

37.0 [1.46] Min.

Ø130.00^{+0.00}_{-.03} [Ø5.118^{+0.000}_{-.001}]

95[3.7] Max.

116.7 [4.59] Square

142.0 [5.59] Square

18.0 [.71]

3.6 [.14]

49.9 [1.96]

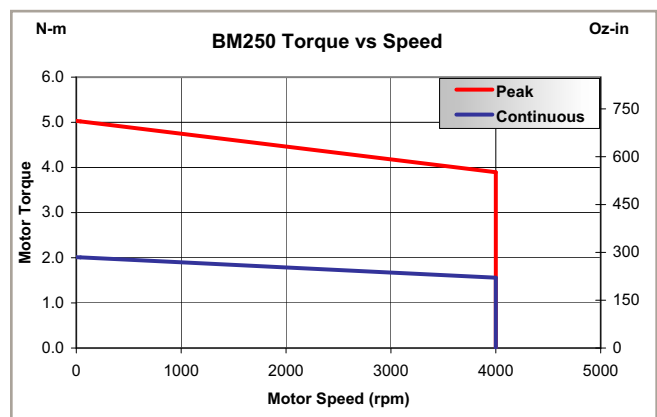
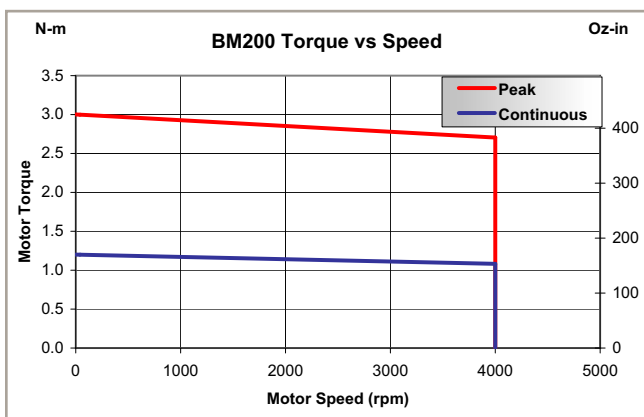
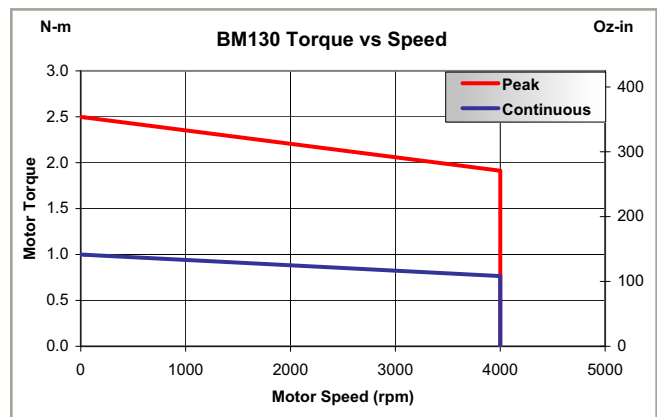
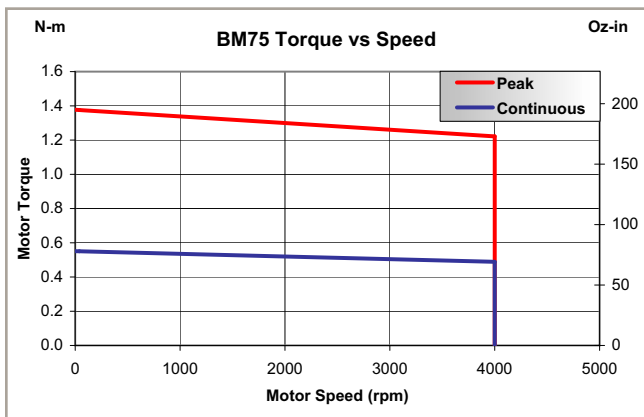
A *

Model No.	A*	B	Keyway
BM2000	286.8 11.29"	24.000 / 23.988 0.9449" / 0.9444"	7.998 / 7.963 0.3135" / 0.3149"
BM3400	355.3 13.99"	24.000 / 23.988 0.9449" / 0.9444"	7.998 / 7.963 0.3135" / 0.3149"
BM4500	423.9 16.69"	32.000 / 31.984 1.2598" / 1.2593"	9.975 / 10.000 0.3927" / 0.3937"

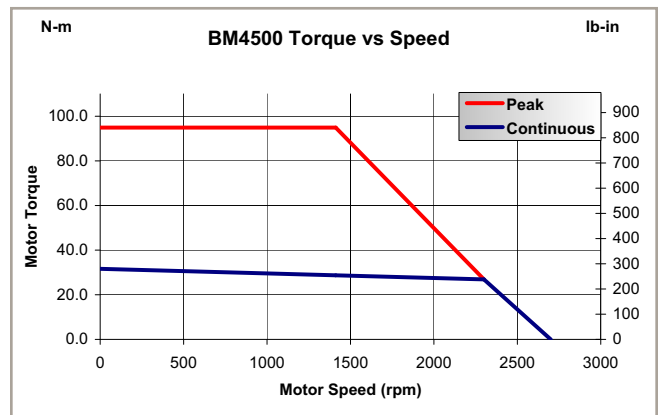
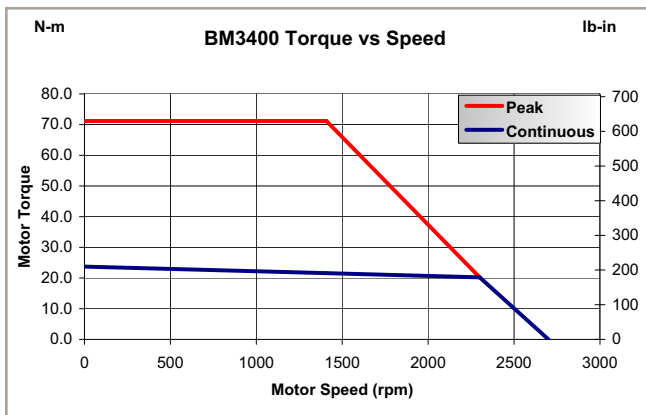
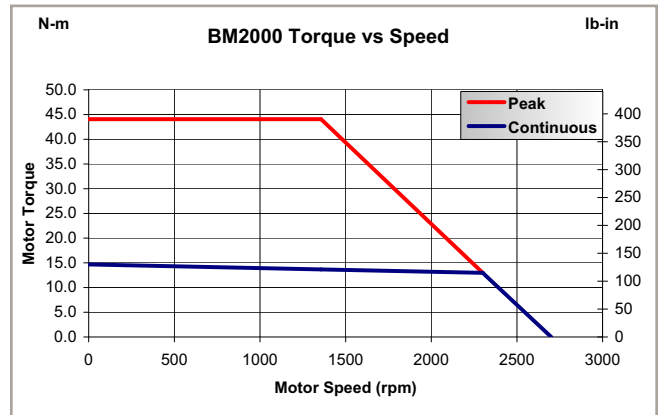
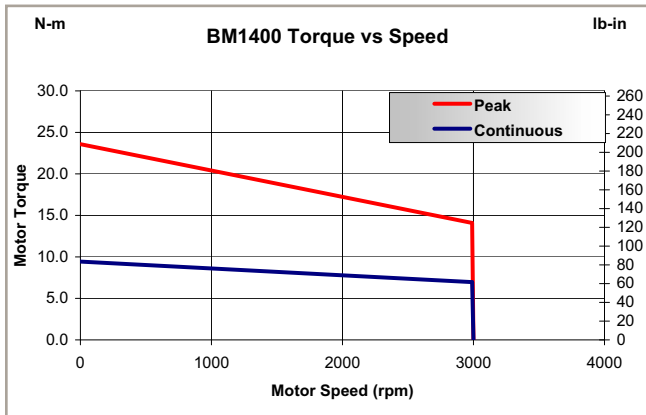
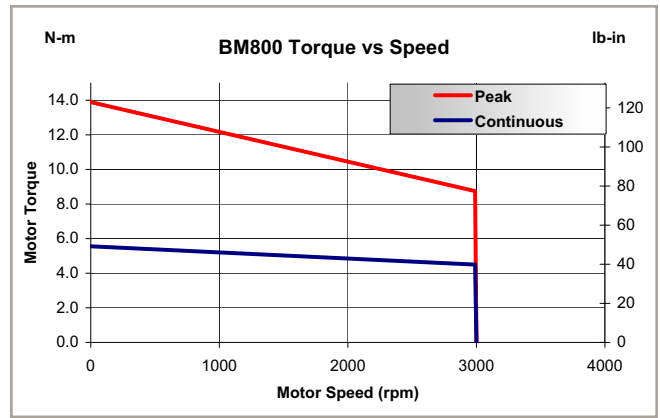
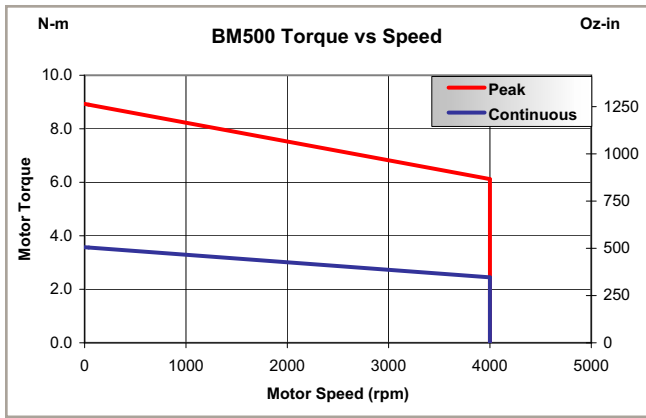
Dimensions - millimeters [inches]

*Add 69[2.7] To Length For Optional Brake.

BM Series MOTOR PERFORMANCE



BM Series MOTOR PERFORMANCE



BM Series ORDERING INFORMATION

Ordering Example

BM	130	-MS	-E2000H	-BK1
Motor Series	Motor Torque Code	Connector Options	Encoder Resolution with Hall Tracks	Motor Options
	22 75 130 200 250 500 800 1400 2000 3400 4500	-MS -D25	-E1000H -E2000H -E2500H -E5000H -E1000ASH	-BK1 -BK2 -BK3 -BK5 -NS -VAC6

Standard motor/encode = BM130E (MS connectors; E1000H encoder)

Brushless Rotary Servomotors

BM22	NEMA 17 brushless servomotor; 22.5 oz-in continuous torque
BM75	NEMA 23 brushless servomotor; 78.3 oz-in continuous torque
BM130	NEMA 23 brushless servomotor; 141.5 oz-in continuous torque
BM200	NEMA 23 brushless servomotor; 170.0 oz-in continuous torque
BM250	NEMA 34 brushless servomotor; 285 oz-in continuous torque
BM500	NEMA 34 brushless servomotor; 506 oz-in continuous torque
BM800	NEMA 42 brushless servomotor; 787 oz-in continuous torque
BM1400	NEMA 42 brushless servomotor; 1336 oz-in continuous torque
BM2000	NEMA 56 brushless servomotor; 130 lb-in continuous torque
BM3400	NEMA 56 brushless servomotor; 210 lb-in continuous torque
BM4500	NEMA 56 brushless servomotor; 280 lb-in continuous torque

Connectors

-MS	MS connectors for feedback and motor power (not available on BM22)
-D25	D-shell for feedback and motor power (not available on BM250, BM500, BM800, BM1400, BM2000, BM3400, and BM4500)

Feedback Options

-E1000H	Encoder, A quad B with marker, 5 VDC, 1000 line, line-driver output
-E2000H	Encoder, A quad B with marker, 5 VDC, 2000 line, line-driver output (only option for BM22)
-E2500H	Encoder, A quad B with marker, 5 VDC, 2500 line, line-driver output
-E5000H	Encoder, A quad B with marker, 5 VDC, 5000 line, line-driver output
-E1000ASH	Encoder, amplified sine, 5 VDC, 1000 line with integral hall sensors

Options (Brushless Rotary Motors)

-BK1	Brake; holding torque = 0.8 N-m (112 oz-in), 24 VDC, 0.3 A for BM75, BM130, and BM200
-BK2	Brake; holding torque = 1.7 N-m (240 oz-in), 24 VDC, 0.4 A for BM250, BM500
-BK3	Brake; holding torque = 5.6 N-m (800 oz-in), 24 VDC, 0.7 A for BM800, BM1400
-BK5	Brake; holding torque = 40.7 N-m (360 lb-in), 24 VDC, 0.7 A for BM2000, BM3400, BM4500
-NS	IP65 rated Nitrile front shaft seal (not available for BM75, BM130, BM200)
-VAC6	Vacuum prep for up to 10 ⁻⁶ torr

Example: Motor with 2000 line encoder and Nitrile shaft seal: BM250-MS-E2000H-NS

Accessories

MCM1-3	Connector, MS motor power mate (BM2000, BM3400, BM4500)
MCM-3	Connector, MS motor power mate (BM75, BM130, BM200, BM250, BM500, BM800, BM1400)
MCF-3	Connector, MS motor feedback mate for all BM motors



Artisan Technology Group is your source for quality new and certified-used/pre-owned equipment

- FAST SHIPPING AND DELIVERY
- TENS OF THOUSANDS OF IN-STOCK ITEMS
- EQUIPMENT DEMOS
- HUNDREDS OF MANUFACTURERS SUPPORTED
- LEASING/MONTHLY RENTALS
- ITAR CERTIFIED SECURE ASSET SOLUTIONS

SERVICE CENTER REPAIRS

Experienced engineers and technicians on staff at our full-service, in-house repair center

*InstraView*SM REMOTE INSPECTION

Remotely inspect equipment before purchasing with our interactive website at www.instraview.com ↗

WE BUY USED EQUIPMENT

Sell your excess, underutilized, and idle used equipment. We also offer credit for buy-backs and trade-ins. www.artisanng.com/WeBuyEquipment ↗

LOOKING FOR MORE INFORMATION?

Visit us on the web at www.artisanng.com ↗ for more information on price quotations, drivers, technical specifications, manuals, and documentation

Contact us: (888) 88-SOURCE | sales@artisanng.com | www.artisanng.com