



## Artisan Technology Group is your source for quality new and certified-used/pre-owned equipment

- FAST SHIPPING AND DELIVERY
- TENS OF THOUSANDS OF IN-STOCK ITEMS
- EQUIPMENT DEMOS
- HUNDREDS OF MANUFACTURERS SUPPORTED
- LEASING/MONTHLY RENTALS
- ITAR CERTIFIED SECURE ASSET SOLUTIONS

### SERVICE CENTER REPAIRS

Experienced engineers and technicians on staff at our full-service, in-house repair center

### *InstraView*<sup>SM</sup> REMOTE INSPECTION

Remotely inspect equipment before purchasing with our interactive website at [www.instraview.com](http://www.instraview.com) ↗

### WE BUY USED EQUIPMENT

Sell your excess, underutilized, and idle used equipment. We also offer credit for buy-backs and trade-ins. [www.artisanng.com/WeBuyEquipment](http://www.artisanng.com/WeBuyEquipment) ↗

### LOOKING FOR MORE INFORMATION?

Visit us on the web at [www.artisanng.com](http://www.artisanng.com) ↗ for more information on price quotations, drivers, technical specifications, manuals, and documentation

**Contact us:** (888) 88-SOURCE | [sales@artisanng.com](mailto:sales@artisanng.com) | [www.artisanng.com](http://www.artisanng.com)

# MODEL SR445

FAST PREAMPLIFIER





# MODEL SR445

## FAST PREAMPLIFIER












1290-D Reamwood Avenue  
Sunnyvale, California 94089  
Phone: (408) 744-9040 • Fax: (408) 744-9049  
email: [info@thinkSRS.com](mailto:info@thinkSRS.com) • [www.thinkSRS.com](http://www.thinkSRS.com)

Copyright © 1990 by SRS, Inc.  
All Rights Reserved.

Revision 1.2 (10/2001)

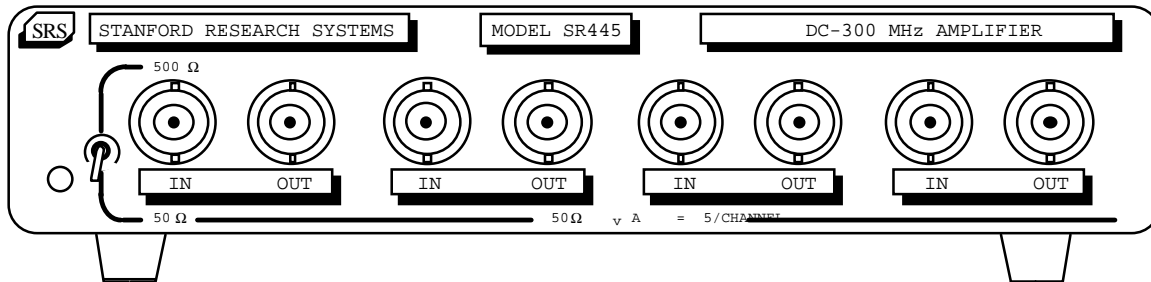
## Symbols you may find on SRS products.

Symbol	Description
	Alternating current
	Caution - risk of electric shock
	Frame or chassis terminal
	Caution - refer to accompanying documents
	Earth (ground) terminal
	Battery
	Fuse
	On (supply)
	Off (supply)

## INTRODUCTION

The Model SR445 Fast Preamp contains four wide bandwidth, DC coupled amplifiers designed to be used independently or cascaded to provide gains of 5, 25, and 125.

The fast rise time, low noise, and DC accuracy of the SR445 make it the ideal instrument for amplifying outputs of fast photomultiplier tubes and photodiodes.



**Figure 1 - SR445 Front Panel**

### TYPICAL SPECIFICATIONS

<b>INPUTS</b>	50 $\Omega$ impedance, DC coupled, BNC connectors (channel 1 selectable 50 or 500 $\Omega$ ).
<b>OUTPUTS</b>	DC coupled, BNC connectors (terminate into 50 $\Omega$ ).
<b>VOLTAGE GAIN</b>	5.0 per channel (up to 3 channels can be cascaded).
<b>BANDWIDTH</b>	DC to 300 MHz (-3 dB).
<b>RISE/FALL TIME</b>	1.2 ns.
<b>PROPAGATION DELAY</b>	2.2 ns.
<b>RECOVERY TIME</b>	<4 ns for a times 20 overload.
<b>OPERATING RANGE</b>	inputs $\pm 200$ mV, outputs $\pm 1.0$ V.
<b>OVERSHOOT</b>	$\pm 5\%$ .
<b>NOISE</b>	<50 $\mu$ V rms referenced to the input, (2.2 nV/ $\sqrt{\text{Hz}}$ ).
<b>STABILITY</b>	10 $\mu$ V/ $^{\circ}\text{C}$ referenced to the inputs (0 to 50 $^{\circ}\text{C}$ ).
<b>OFFSET</b>	input $\pm 50$ $\mu$ V (adjustable).
<b>PROTECTION</b>	$\pm 3.5$ V DC, $\pm 50$ V transient.
<b>MECHANICAL</b>	7.7" x 6.7" x 2".
<b>POWER</b>	16W, 100/120/ 220/240 VAC, 50/60 Hz.
<b>WARRANTY</b>	One year parts and labor on materials and workmanship.

## OPERATION

The SR445 Fast Preamplifier is useful for amplifying small signals to levels that allow processing by other instruments such as the SR430 Multichannel Scaler, or the SR400 Gated Photon Counter. The four channels may be used independently or cascaded. The following table shows the maximum input voltage for linear operation as a function of amplitude gain.

<u>Number of Channels</u>	<u>Gain</u>	<u>Maximum Input</u>
1	5	200 mV
2	25	40 mV
3	125	8 mV

The input impedance of channel 1 can be increased to approximately 500  $\Omega$  by using the front panel switch. This can improve the sensitivity to signals from current and charge output devices such as photo-multiplier tubes. However, under these conditions cable capacitance must be kept as low as possible to preserve the frequency response and rise time of channel 1. The other three channels are unaffected.

## TROUBLESHOOTING

**WARNING:** Dangerous voltages are present on the printed circuit board. Always turn the power off and disconnect the line cord before removing the cover or changing components.

The diodes in the overload protection circuit can be damaged by excessive voltages at the input of any stage. To check for damage, measure for 0.6 Volts across diodes D1 through D4. Recalibration is necessary if any of the diodes are changed.

## CALIBRATION

allowance of the application. A graph of recovery time versus overload duration is

There are two rows of 4 holes in the cover, which access the offset calibration pots. The first row is the input offset adjust, and the second row the output offset adjust.

Allow at least 30 minutes for the unit to warm up before calibrating. To calibrate the input offset, connect a voltmeter to the input and adjust the pot at the front hole in line with that channel to 0.0 V  $\pm$ 10  $\mu$ V. To calibrate the output offset, connect a voltmeter to the output and adjust the pot at the back hole in line with that channel to 0.0 V  $\pm$ 50  $\mu$ V.

## CIRCUIT DESCRIPTION

Input signal coupling is provided by D1, D2, D3, and D4 which are biased by R14, R8, R9, and R27. Positive overload protection is supplied by the action of Q6 and D10. When the output reaches +1.25 Volts, Q6 begins to conduct, stealing bias current from D1 and D3. Thus, the input voltage is effectively clamped at  $\pm$ 0.25 Volts. Similarly, Q5 and D8 provide negative overload protection. Input offsets are nulled out with P1. SW1 allows the channel 1 input impedance to be increased to 500  $\Omega$  by the use of bootstrapping. Q1 and Q2 comprise a fully symmetrical push-pull output stage that is driven by the complimentary pair of Q3 and Q4. U1 uses feedback to maintain DC accuracy and P2 adjusts the output offset voltage of the amplifier.

## OVERLOAD BEHAVIOR

The SR445 accurately amplifies input signals from -200 mV to +200 mV. Transient overloads to  $\pm$ 50 Volts can be safely accommodated, and DC inputs up to  $\pm$ 3.5 Volts that will not damage the unit. The time required for the amplifier output to return from an overload condition is a function of the duration of the overload and the error

shown in Figure 2. The input referred error bands are defined as the voltage difference

between the input signal and the output voltage divided by the amplifier gain (5 Volts/Volt). For example, after a 100 ns overload, 1  $\mu$ s is required to reach 2 mV accuracy (input referred). However, if 20 mV accuracy is sufficient, then the amplifier will recover from the same overload in 20 ns.

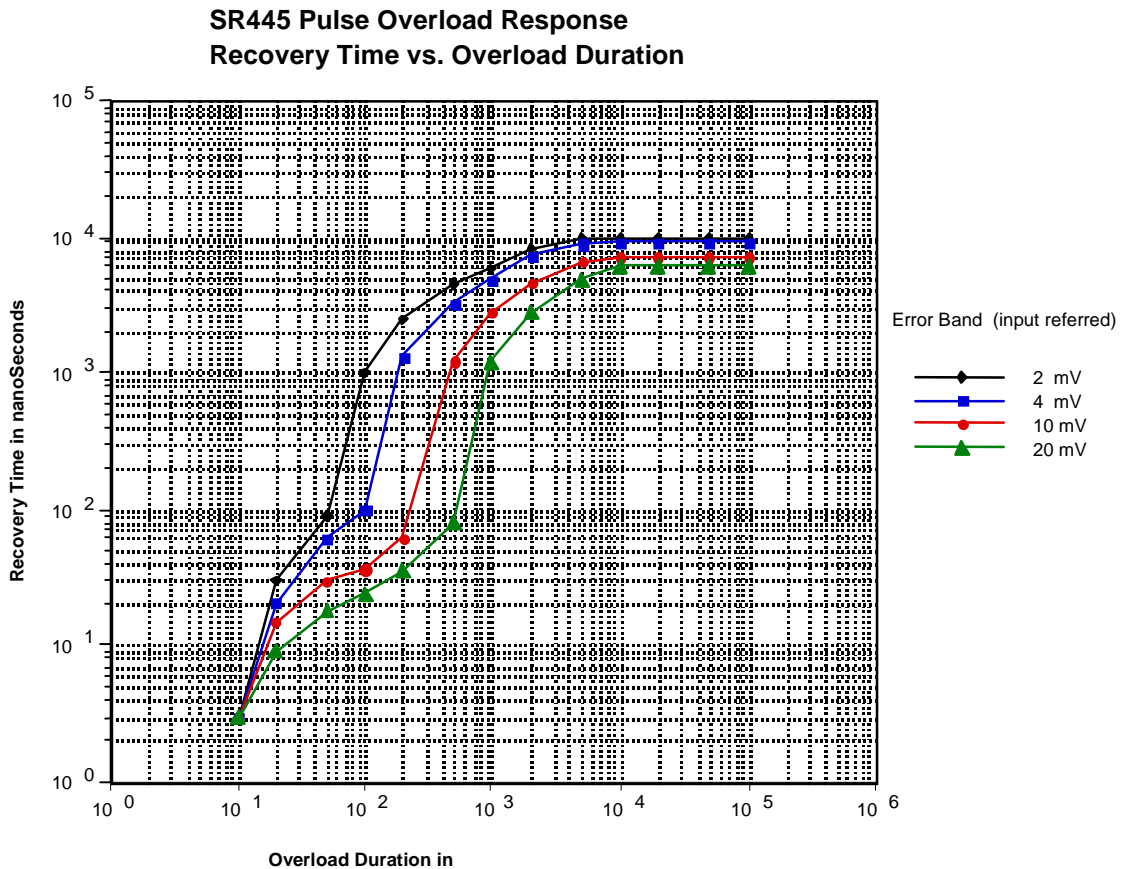
### LINE VOLTAGE SELECTION

The SR445 operates from a 100, 120, 220 or 240 Volt AC nominal, 50 or 60 Hz power source. Before applying power, verify that the line selector card (located in the power entry module) is in the correct position. The selected voltage is indicated by the white dot on the voltage list.

To change the line voltage selection, disconnect the line cord and remove the fuse module with a small screwdriver. Pull out the voltage selection card (located at the right of the power entry module) with a pair of needle nose pliers. Rotate the plastic indicator until it lines up with the correct voltage indicated on the fuse holder and reinsert the card. Install the correct fuse, reinsert the fuse holder and replace the line cord.

### LINE FUSE

Verify that the correct line fuse is installed before connecting the line cord. The rear panel indicates the correct fuse size, 1/4 Amp @ 100/120 Volts or 1/8 Amp @ 220/240 Volts. If necessary, the fuse can be changed as indicated in the line voltage selection section.



**Figure 2**





**Parts List SR445**

<b><u>REF.</u></b>	<b><u>SRS PART#</u></b>	<b><u>VALUE</u></b>	<b><u>DESCRIPTION</u></b>
C 1A	5-00100-517	2.2U	Capacitor, Tantalum, 35V, 20%, Rad
C 1B	5-00100-517	2.2U	Capacitor, Tantalum, 35V, 20%, Rad
C 1C	5-00100-517	2.2U	Capacitor, Tantalum, 35V, 20%, Rad
C 1D	5-00100-517	2.2U	Capacitor, Tantalum, 35V, 20%, Rad
C 2A	5-00018-501	5P	Capacitor, Ceramic Disc, 50V, 10%, SL
C 2B	5-00018-501	5P	Capacitor, Ceramic Disc, 50V, 10%, SL
C 2C	5-00018-501	5P	Capacitor, Ceramic Disc, 50V, 10%, SL
C 2D	5-00018-501	5P	Capacitor, Ceramic Disc, 50V, 10%, SL
C 3A	5-00023-529	.1U	Cap, Monolythic Ceramic, 50V, 20%, Z5U
C 3B	5-00023-529	.1U	Cap, Monolythic Ceramic, 50V, 20%, Z5U
C 3C	5-00023-529	.1U	Cap, Monolythic Ceramic, 50V, 20%, Z5U
C 3D	5-00023-529	.1U	Cap, Monolythic Ceramic, 50V, 20%, Z5U
C 4A	5-00023-529	.1U	Cap, Monolythic Ceramic, 50V, 20%, Z5U
C 4B	5-00023-529	.1U	Cap, Monolythic Ceramic, 50V, 20%, Z5U
C 4C	5-00023-529	.1U	Cap, Monolythic Ceramic, 50V, 20%, Z5U
C 4D	5-00023-529	.1U	Cap, Monolythic Ceramic, 50V, 20%, Z5U
C 5A	5-00100-517	2.2U	Capacitor, Tantalum, 35V, 20%, Rad
C 5B	5-00100-517	2.2U	Capacitor, Tantalum, 35V, 20%, Rad
C 5C	5-00100-517	2.2U	Capacitor, Tantalum, 35V, 20%, Rad
C 5D	5-00100-517	2.2U	Capacitor, Tantalum, 35V, 20%, Rad
C 6A	5-00106-530	9.0-50P	Capacitor, Variable, 200V, 5m
C 6B	5-00106-530	9.0-50P	Capacitor, Variable, 200V, 5m
C 6C	5-00106-530	9.0-50P	Capacitor, Variable, 200V, 5m
C 6D	5-00106-530	9.0-50P	Capacitor, Variable, 200V, 5m
C 8A	5-00215-501	20P	Capacitor, Ceramic Disc, 50V, 10%, SL
C 8B	5-00215-501	20P	Capacitor, Ceramic Disc, 50V, 10%, SL
C 8C	5-00215-501	20P	Capacitor, Ceramic Disc, 50V, 10%, SL
C 8D	5-00215-501	20P	Capacitor, Ceramic Disc, 50V, 10%, SL
C 9A	5-00013-501	33P	Capacitor, Ceramic Disc, 50V, 10%, SL
C 9B	5-00013-501	33P	Capacitor, Ceramic Disc, 50V, 10%, SL
C 9C	5-00013-501	33P	Capacitor, Ceramic Disc, 50V, 10%, SL
C 9D	5-00013-501	33P	Capacitor, Ceramic Disc, 50V, 10%, SL
C 10A	5-00013-501	33P	Capacitor, Ceramic Disc, 50V, 10%, SL
C 10B	5-00013-501	33P	Capacitor, Ceramic Disc, 50V, 10%, SL
C 10C	5-00013-501	33P	Capacitor, Ceramic Disc, 50V, 10%, SL
C 10D	5-00013-501	33P	Capacitor, Ceramic Disc, 50V, 10%, SL
C 11A	5-00132-501	56P	Capacitor, Ceramic Disc, 50V, 10%, SL
C 11B	5-00132-501	56P	Capacitor, Ceramic Disc, 50V, 10%, SL
C 11C	5-00132-501	56P	Capacitor, Ceramic Disc, 50V, 10%, SL
C 11D	5-00132-501	56P	Capacitor, Ceramic Disc, 50V, 10%, SL
C 12A	5-00180-501	43P	Capacitor, Ceramic Disc, 50V, 10%, SL
C 12B	5-00017-501	47P	Capacitor, Ceramic Disc, 50V, 10%, SL
C 12C	5-00017-501	47P	Capacitor, Ceramic Disc, 50V, 10%, SL

## Parts List SR445

<u>REF.</u>	<u>SRS PART#</u>	<u>VALUE</u>	<u>DESCRIPTION</u>
C 12D	5-00017-501	47P	Capacitor, Ceramic Disc, 50V, 10%, SL
C 13A	5-00033-520	47U	Capacitor, Electrolytic, 16V, 20%, Rad
C 13B	5-00033-520	47U	Capacitor, Electrolytic, 16V, 20%, Rad
C 13C	5-00033-520	47U	Capacitor, Electrolytic, 16V, 20%, Rad
C 13D	5-00033-520	47U	Capacitor, Electrolytic, 16V, 20%, Rad
C 14A	5-00023-529	.1U	Cap, Monolythic Ceramic, 50V, 20%, Z5U
C 14B	5-00023-529	.1U	Cap, Monolythic Ceramic, 50V, 20%, Z5U
C 14C	5-00023-529	.1U	Cap, Monolythic Ceramic, 50V, 20%, Z5U
C 14D	5-00023-529	.1U	Cap, Monolythic Ceramic, 50V, 20%, Z5U
C 15A	5-00033-520	47U	Capacitor, Electrolytic, 16V, 20%, Rad
C 15B	5-00033-520	47U	Capacitor, Electrolytic, 16V, 20%, Rad
C 15C	5-00033-520	47U	Capacitor, Electrolytic, 16V, 20%, Rad
C 15D	5-00033-520	47U	Capacitor, Electrolytic, 16V, 20%, Rad
C 16A	5-00017-501	47P	Capacitor, Ceramic Disc, 50V, 10%, SL
C 16B	5-00017-501	47P	Capacitor, Ceramic Disc, 50V, 10%, SL
C 16C	5-00017-501	47P	Capacitor, Ceramic Disc, 50V, 10%, SL
C 16D	5-00017-501	47P	Capacitor, Ceramic Disc, 50V, 10%, SL
C 18A	5-00200-532	470P	Capacitor, Ceramic Disc, 50V, 10% NPO
C 18B	5-00200-532	470P	Capacitor, Ceramic Disc, 50V, 10% NPO
C 18C	5-00200-532	470P	Capacitor, Ceramic Disc, 50V, 10% NPO
C 18D	5-00200-532	470P	Capacitor, Ceramic Disc, 50V, 10% NPO
C 19A	5-00023-529	.1U	Cap, Monolythic Ceramic, 50V, 20%, Z5U
C 19B	5-00023-529	.1U	Cap, Monolythic Ceramic, 50V, 20%, Z5U
C 19C	5-00023-529	.1U	Cap, Monolythic Ceramic, 50V, 20%, Z5U
C 19D	5-00023-529	.1U	Cap, Monolythic Ceramic, 50V, 20%, Z5U
C 20A	5-00200-532	470P	Capacitor, Ceramic Disc, 50V, 10% NPO
C 20B	5-00200-532	470P	Capacitor, Ceramic Disc, 50V, 10% NPO
C 20C	5-00200-532	470P	Capacitor, Ceramic Disc, 50V, 10% NPO
C 20D	5-00200-532	470P	Capacitor, Ceramic Disc, 50V, 10% NPO
C 23	5-00100-517	2.2U	Capacitor, Tantalum, 35V, 20%, Rad
C 24	5-00100-517	2.2U	Capacitor, Tantalum, 35V, 20%, Rad
C 25	5-00022-501	.001U	Capacitor, Ceramic Disc, 50V, 10%, SL
C 26	5-00023-529	.1U	Cap, Monolythic Ceramic, 50V, 20%, Z5U
C 27	5-00147-521	3300U	Capacitor, Electrolytic, 25V, 20%, Rad
C 28	5-00147-521	3300U	Capacitor, Electrolytic, 25V, 20%, Rad
C 29	5-00100-517	2.2U	Capacitor, Tantalum, 35V, 20%, Rad
C 30	5-00100-517	2.2U	Capacitor, Tantalum, 35V, 20%, Rad
C 31	5-00008-501	22P	Capacitor, Ceramic Disc, 50V, 10%, SL
C 32	5-00023-529	.1U	Cap, Monolythic Ceramic, 50V, 20%, Z5U
D 1A	3-00004-301	1N4148	Diode
D 1B	3-00004-301	1N4148	Diode
D 1C	3-00004-301	1N4148	Diode
D 1D	3-00004-301	1N4148	Diode

---

**Parts List SR445**

---

<b><u>REF.</u></b>	<b><u>SRS PART#</u></b>	<b><u>VALUE</u></b>	<b><u>DESCRIPTION</u></b>
D 2A	3-00004-301	1N4148	Diode
D 2B	3-00004-301	1N4148	Diode
D 2C	3-00004-301	1N4148	Diode
D 2D	3-00004-301	1N4148	Diode
D 3A	3-00004-301	1N4148	Diode
D 3B	3-00004-301	1N4148	Diode
D 3C	3-00004-301	1N4148	Diode
D 3D	3-00004-301	1N4148	Diode
D 4A	3-00004-301	1N4148	Diode
D 4B	3-00004-301	1N4148	Diode
D 4C	3-00004-301	1N4148	Diode
D 4D	3-00004-301	1N4148	Diode
D 5A	3-00004-301	1N4148	Diode
D 5B	3-00004-301	1N4148	Diode
D 5C	3-00004-301	1N4148	Diode
D 5D	3-00004-301	1N4148	Diode
D 6A	3-00004-301	1N4148	Diode
D 6B	3-00004-301	1N4148	Diode
D 6C	3-00004-301	1N4148	Diode
D 6D	3-00004-301	1N4148	Diode
D 7A	3-00004-301	1N4148	Diode
D 7B	3-00004-301	1N4148	Diode
D 7C	3-00004-301	1N4148	Diode
D 7D	3-00004-301	1N4148	Diode
D 8A	3-00004-301	1N4148	Diode
D 8B	3-00004-301	1N4148	Diode
D 8C	3-00004-301	1N4148	Diode
D 8D	3-00004-301	1N4148	Diode
D 9A	3-00004-301	1N4148	Diode
D 9B	3-00004-301	1N4148	Diode
D 9C	3-00004-301	1N4148	Diode
D 9D	3-00004-301	1N4148	Diode
D 10A	3-00004-301	1N4148	Diode
D 10B	3-00004-301	1N4148	Diode
D 10C	3-00004-301	1N4148	Diode
D 10D	3-00004-301	1N4148	Diode
D 11	3-00232-304	GREEN	LED, T1-3/4 Package
D 12	3-00062-340	KBP201G/BR-81D	Integrated Circuit (Thru-hole Pkg)
J 1A	1-00003-120	BNC	Connector, BNC
J 1B	1-00003-120	BNC	Connector, BNC
J 1C	1-00003-120	BNC	Connector, BNC
J 1D	1-00003-120	BNC	Connector, BNC
J 2A	1-00003-120	BNC	Connector, BNC

## Parts List SR445

<u>REF.</u>	<u>SRS PART#</u>	<u>VALUE</u>	<u>DESCRIPTION</u>
J 2B	1-00003-120	BNC	Connector, BNC
J 2C	1-00003-120	BNC	Connector, BNC
J 2D	1-00003-120	BNC	Connector, BNC
J 3	1-00065-114	7 PIN; WHITE	Header, Amp, MTA-100
L 1A	6-00017-630	FB43-301	Ferrite Beads
L 1B	6-00017-630	FB43-301	Ferrite Beads
L 1C	6-00017-630	FB43-301	Ferrite Beads
L 1D	6-00017-630	FB43-301	Ferrite Beads
L 2A	6-00017-630	FB43-301	Ferrite Beads
L 2B	6-00017-630	FB43-301	Ferrite Beads
L 2C	6-00017-630	FB43-301	Ferrite Beads
L 2D	6-00017-630	FB43-301	Ferrite Beads
L 3A	6-00017-630	FB43-301	Ferrite Beads
L 3B	6-00017-630	FB43-301	Ferrite Beads
L 3C	6-00017-630	FB43-301	Ferrite Beads
L 3D	6-00017-630	FB43-301	Ferrite Beads
L 4A	6-00017-630	FB43-301	Ferrite Beads
L 4B	6-00017-630	FB43-301	Ferrite Beads
L 4C	6-00017-630	FB43-301	Ferrite Beads
L 4D	6-00017-630	FB43-301	Ferrite Beads
L 5A	6-00017-630	FB43-301	Ferrite Beads
L 5B	6-00017-630	FB43-301	Ferrite Beads
L 5C	6-00017-630	FB43-301	Ferrite Beads
L 5D	6-00017-630	FB43-301	Ferrite Beads
L 6A	6-00017-630	FB43-301	Ferrite Beads
L 6B	6-00017-630	FB43-301	Ferrite Beads
L 6C	6-00017-630	FB43-301	Ferrite Beads
L 6D	6-00017-630	FB43-301	Ferrite Beads
P 1A	4-00011-441	10K	Pot, Multi-Turn Trim, 3/8" Square Top Ad
P 1B	4-00011-441	10K	Pot, Multi-Turn Trim, 3/8" Square Top Ad
P 2A	4-00011-441	10K	Pot, Multi-Turn Trim, 3/8" Square Top Ad
P 2B	4-00011-441	10K	Pot, Multi-Turn Trim, 3/8" Square Top Ad
P 3A	4-00011-441	10K	Pot, Multi-Turn Trim, 3/8" Square Top Ad
P 3B	4-00011-441	10K	Pot, Multi-Turn Trim, 3/8" Square Top Ad
P 4A	4-00011-441	10K	Pot, Multi-Turn Trim, 3/8" Square Top Ad
P 4B	4-00011-441	10K	Pot, Multi-Turn Trim, 3/8" Square Top Ad
PC1	7-00311-701	SR240/445	Printed Circuit Board
Q 1A	3-00019-324	MRF914	Transistor, TO-72 Package
Q 1B	3-00019-324	MRF914	Transistor, TO-72 Package
Q 1C	3-00019-324	MRF914	Transistor, TO-72 Package
Q 1D	3-00019-324	MRF914	Transistor, TO-72 Package
Q 2A	3-00017-324	MM4049	Transistor, TO-72 Package
Q 2B	3-00017-324	MM4049	Transistor, TO-72 Package

## Parts List SR445

<u>REF.</u>	<u>SRS PART#</u>	<u>VALUE</u>	<u>DESCRIPTION</u>
Q 2C	3-00017-324	MM4049	Transistor, TO-72 Package
Q 2D	3-00017-324	MM4049	Transistor, TO-72 Package
Q 3A	3-00017-324	MM4049	Transistor, TO-72 Package
Q 3B	3-00017-324	MM4049	Transistor, TO-72 Package
Q 3C	3-00017-324	MM4049	Transistor, TO-72 Package
Q 3D	3-00017-324	MM4049	Transistor, TO-72 Package
Q 4A	3-00019-324	MRF914	Transistor, TO-72 Package
Q 4B	3-00019-324	MRF914	Transistor, TO-72 Package
Q 4C	3-00019-324	MRF914	Transistor, TO-72 Package
Q 4D	3-00019-324	MRF914	Transistor, TO-72 Package
Q 5A	3-00028-325	2N5771	Transistor, TO-92 Package
Q 5B	3-00028-325	2N5771	Transistor, TO-92 Package
Q 5C	3-00028-325	2N5771	Transistor, TO-92 Package
Q 5D	3-00028-325	2N5771	Transistor, TO-92 Package
Q 6A	3-00027-325	2N5770	Transistor, TO-92 Package
Q 6B	3-00027-325	2N5770	Transistor, TO-92 Package
Q 6C	3-00027-325	2N5770	Transistor, TO-92 Package
Q 6D	3-00027-325	2N5770	Transistor, TO-92 Package
R 1A	0-00001-000	WIRE	Hardware, Misc.
R 1B	4-00242-407	73.2	Resistor, Metal Film, 1/8W, 1%, 50PPM
R 1C	4-00242-407	73.2	Resistor, Metal Film, 1/8W, 1%, 50PPM
R 1D	4-00242-407	73.2	Resistor, Metal Film, 1/8W, 1%, 50PPM
R 2A	4-00356-407	20	Resistor, Metal Film, 1/8W, 1%, 50PPM
R 2B	4-00356-407	20	Resistor, Metal Film, 1/8W, 1%, 50PPM
R 2C	4-00356-407	20	Resistor, Metal Film, 1/8W, 1%, 50PPM
R 2D	4-00356-407	20	Resistor, Metal Film, 1/8W, 1%, 50PPM
R 3A	4-00188-407	4.99K	Resistor, Metal Film, 1/8W, 1%, 50PPM
R 3B	4-00188-407	4.99K	Resistor, Metal Film, 1/8W, 1%, 50PPM
R 3C	4-00188-407	4.99K	Resistor, Metal Film, 1/8W, 1%, 50PPM
R 3D	4-00188-407	4.99K	Resistor, Metal Film, 1/8W, 1%, 50PPM
R 4A	4-00356-407	20	Resistor, Metal Film, 1/8W, 1%, 50PPM
R 4B	4-00356-407	20	Resistor, Metal Film, 1/8W, 1%, 50PPM
R 4C	4-00356-407	20	Resistor, Metal Film, 1/8W, 1%, 50PPM
R 4D	4-00356-407	20	Resistor, Metal Film, 1/8W, 1%, 50PPM
R 5A	4-00302-407	82.5	Resistor, Metal Film, 1/8W, 1%, 50PPM
R 5B	4-00302-407	82.5	Resistor, Metal Film, 1/8W, 1%, 50PPM
R 5C	4-00302-407	82.5	Resistor, Metal Film, 1/8W, 1%, 50PPM
R 5D	4-00302-407	82.5	Resistor, Metal Film, 1/8W, 1%, 50PPM
R 6A	4-00374-407	51.1	Resistor, Metal Film, 1/8W, 1%, 50PPM
R 6B	4-00374-407	51.1	Resistor, Metal Film, 1/8W, 1%, 50PPM
R 6C	4-00374-407	51.1	Resistor, Metal Film, 1/8W, 1%, 50PPM
R 6D	4-00374-407	51.1	Resistor, Metal Film, 1/8W, 1%, 50PPM
R 7A	4-00302-407	82.5	Resistor, Metal Film, 1/8W, 1%, 50PPM

## Parts List SR445

<u>REF.</u>	<u>SRS PART#</u>	<u>VALUE</u>	<u>DESCRIPTION</u>
R 7B	4-00302-407	82.5	Resistor, Metal Film, 1/8W, 1%, 50PPM
R 7C	4-00302-407	82.5	Resistor, Metal Film, 1/8W, 1%, 50PPM
R 7D	4-00302-407	82.5	Resistor, Metal Film, 1/8W, 1%, 50PPM
R 8A	4-00215-407	909	Resistor, Metal Film, 1/8W, 1%, 50PPM
R 8B	4-00215-407	909	Resistor, Metal Film, 1/8W, 1%, 50PPM
R 8C	4-00215-407	909	Resistor, Metal Film, 1/8W, 1%, 50PPM
R 8D	4-00215-407	909	Resistor, Metal Film, 1/8W, 1%, 50PPM
R 9A	4-00215-407	909	Resistor, Metal Film, 1/8W, 1%, 50PPM
R 9B	4-00215-407	909	Resistor, Metal Film, 1/8W, 1%, 50PPM
R 9C	4-00215-407	909	Resistor, Metal Film, 1/8W, 1%, 50PPM
R 9D	4-00215-407	909	Resistor, Metal Film, 1/8W, 1%, 50PPM
R 10A	4-00191-407	49.9	Resistor, Metal Film, 1/8W, 1%, 50PPM
R 10B	4-00191-407	49.9	Resistor, Metal Film, 1/8W, 1%, 50PPM
R 10C	4-00191-407	49.9	Resistor, Metal Film, 1/8W, 1%, 50PPM
R 10D	4-00191-407	49.9	Resistor, Metal Film, 1/8W, 1%, 50PPM
R 11A	4-00659-407	21.5	Resistor, Metal Film, 1/8W, 1%, 50PPM
R 11B	4-00659-407	21.5	Resistor, Metal Film, 1/8W, 1%, 50PPM
R 11C	4-00659-407	21.5	Resistor, Metal Film, 1/8W, 1%, 50PPM
R 11D	4-00659-407	21.5	Resistor, Metal Film, 1/8W, 1%, 50PPM
R 12A	4-00191-407	49.9	Resistor, Metal Film, 1/8W, 1%, 50PPM
R 12B	4-00191-407	49.9	Resistor, Metal Film, 1/8W, 1%, 50PPM
R 12C	4-00191-407	49.9	Resistor, Metal Film, 1/8W, 1%, 50PPM
R 12D	4-00191-407	49.9	Resistor, Metal Film, 1/8W, 1%, 50PPM
R 13A	4-00659-407	21.5	Resistor, Metal Film, 1/8W, 1%, 50PPM
R 13B	4-00659-407	21.5	Resistor, Metal Film, 1/8W, 1%, 50PPM
R 13C	4-00659-407	21.5	Resistor, Metal Film, 1/8W, 1%, 50PPM
R 13D	4-00659-407	21.5	Resistor, Metal Film, 1/8W, 1%, 50PPM
R 14A	4-00141-407	100	Resistor, Metal Film, 1/8W, 1%, 50PPM
R 14B	4-00141-407	100	Resistor, Metal Film, 1/8W, 1%, 50PPM
R 14C	4-00141-407	100	Resistor, Metal Film, 1/8W, 1%, 50PPM
R 14D	4-00141-407	100	Resistor, Metal Film, 1/8W, 1%, 50PPM
R 15A	4-00193-407	499	Resistor, Metal Film, 1/8W, 1%, 50PPM
R 15B	4-00193-407	499	Resistor, Metal Film, 1/8W, 1%, 50PPM
R 15C	4-00193-407	499	Resistor, Metal Film, 1/8W, 1%, 50PPM
R 15D	4-00193-407	499	Resistor, Metal Film, 1/8W, 1%, 50PPM
R 16A	4-00193-407	499	Resistor, Metal Film, 1/8W, 1%, 50PPM
R 16B	4-00193-407	499	Resistor, Metal Film, 1/8W, 1%, 50PPM
R 16C	4-00193-407	499	Resistor, Metal Film, 1/8W, 1%, 50PPM
R 16D	4-00193-407	499	Resistor, Metal Film, 1/8W, 1%, 50PPM
R 17A	4-00660-401	75	Resistor, Carbon Film, 1/4W, 5%
R 17B	4-00660-401	75	Resistor, Carbon Film, 1/4W, 5%
R 17C	4-00660-401	75	Resistor, Carbon Film, 1/4W, 5%
R 17D	4-00660-401	75	Resistor, Carbon Film, 1/4W, 5%

## Parts List SR445

<u>REF.</u>	<u>SRS PART#</u>	<u>VALUE</u>	<u>DESCRIPTION</u>
R 18A	4-00029-401	1.8K	Resistor, Carbon Film, 1/4W, 5%
R 18B	4-00029-401	1.8K	Resistor, Carbon Film, 1/4W, 5%
R 18C	4-00029-401	1.8K	Resistor, Carbon Film, 1/4W, 5%
R 18D	4-00029-401	1.8K	Resistor, Carbon Film, 1/4W, 5%
R 19A	4-00029-401	1.8K	Resistor, Carbon Film, 1/4W, 5%
R 19B	4-00029-401	1.8K	Resistor, Carbon Film, 1/4W, 5%
R 19C	4-00029-401	1.8K	Resistor, Carbon Film, 1/4W, 5%
R 19D	4-00029-401	1.8K	Resistor, Carbon Film, 1/4W, 5%
R 20A	4-00660-401	75	Resistor, Carbon Film, 1/4W, 5%
R 20B	4-00660-401	75	Resistor, Carbon Film, 1/4W, 5%
R 20C	4-00660-401	75	Resistor, Carbon Film, 1/4W, 5%
R 20D	4-00660-401	75	Resistor, Carbon Film, 1/4W, 5%
R 21A	4-00192-407	49.9K	Resistor, Metal Film, 1/8W, 1%, 50PPM
R 21B	4-00192-407	49.9K	Resistor, Metal Film, 1/8W, 1%, 50PPM
R 21C	4-00192-407	49.9K	Resistor, Metal Film, 1/8W, 1%, 50PPM
R 21D	4-00192-407	49.9K	Resistor, Metal Film, 1/8W, 1%, 50PPM
R 22A	4-00193-407	499	Resistor, Metal Film, 1/8W, 1%, 50PPM
R 22B	4-00193-407	499	Resistor, Metal Film, 1/8W, 1%, 50PPM
R 22C	4-00193-407	499	Resistor, Metal Film, 1/8W, 1%, 50PPM
R 22D	4-00193-407	499	Resistor, Metal Film, 1/8W, 1%, 50PPM
R 23A	4-00193-407	499	Resistor, Metal Film, 1/8W, 1%, 50PPM
R 23B	4-00193-407	499	Resistor, Metal Film, 1/8W, 1%, 50PPM
R 23C	4-00193-407	499	Resistor, Metal Film, 1/8W, 1%, 50PPM
R 23D	4-00193-407	499	Resistor, Metal Film, 1/8W, 1%, 50PPM
R 24A	4-00034-401	10K	Resistor, Carbon Film, 1/4W, 5%
R 24B	4-00034-401	10K	Resistor, Carbon Film, 1/4W, 5%
R 24C	4-00034-401	10K	Resistor, Carbon Film, 1/4W, 5%
R 24D	4-00034-401	10K	Resistor, Carbon Film, 1/4W, 5%
R 26A	4-00348-407	2.21K	Resistor, Metal Film, 1/8W, 1%, 50PPM
R 26B	4-00348-407	2.21K	Resistor, Metal Film, 1/8W, 1%, 50PPM
R 26C	4-00348-407	2.21K	Resistor, Metal Film, 1/8W, 1%, 50PPM
R 26D	4-00348-407	2.21K	Resistor, Metal Film, 1/8W, 1%, 50PPM
R 27A	4-00141-407	100	Resistor, Metal Film, 1/8W, 1%, 50PPM
R 27B	4-00141-407	100	Resistor, Metal Film, 1/8W, 1%, 50PPM
R 27C	4-00141-407	100	Resistor, Metal Film, 1/8W, 1%, 50PPM
R 27D	4-00141-407	100	Resistor, Metal Film, 1/8W, 1%, 50PPM
R 28A	4-00034-401	10K	Resistor, Carbon Film, 1/4W, 5%
R 28B	4-00034-401	10K	Resistor, Carbon Film, 1/4W, 5%
R 28C	4-00034-401	10K	Resistor, Carbon Film, 1/4W, 5%
R 28D	4-00034-401	10K	Resistor, Carbon Film, 1/4W, 5%
R 29	4-00308-407	1.02K	Resistor, Metal Film, 1/8W, 1%, 50PPM
R 30	4-00038-401	120	Resistor, Carbon Film, 1/4W, 5%
R 31	4-00138-407	10.0K	Resistor, Metal Film, 1/8W, 1%, 50PPM



## Parts List SR445

<u>REF.</u>	<u>SRS PART#</u>	<u>VALUE</u>	<u>DESCRIPTION</u>
R 32	4-00138-407	10.0K	Resistor, Metal Film, 1/8W, 1%, 50PPM
R 33	4-00031-401	100	Resistor, Carbon Film, 1/4W, 5%
R 34	4-00021-401	1.0K	Resistor, Carbon Film, 1/4W, 5%
R 35	4-00138-407	10.0K	Resistor, Metal Film, 1/8W, 1%, 50PPM
R 36	4-00138-407	10.0K	Resistor, Metal Film, 1/8W, 1%, 50PPM
R 37A	4-00417-407	2.74K	Resistor, Metal Film, 1/8W, 1%, 50PPM
R 37B	4-00417-407	2.74K	Resistor, Metal Film, 1/8W, 1%, 50PPM
R 37C	4-00417-407	2.74K	Resistor, Metal Film, 1/8W, 1%, 50PPM
R 37D	4-00417-407	2.74K	Resistor, Metal Film, 1/8W, 1%, 50PPM
R 38A	4-00193-407	499	Resistor, Metal Film, 1/8W, 1%, 50PPM
R 38B	4-00193-407	499	Resistor, Metal Film, 1/8W, 1%, 50PPM
R 38C	4-00193-407	499	Resistor, Metal Film, 1/8W, 1%, 50PPM
R 38D	4-00193-407	499	Resistor, Metal Film, 1/8W, 1%, 50PPM
R 39	4-00031-401	100	Resistor, Carbon Film, 1/4W, 5%
RX1A	4-00242-407	73.2	Resistor, Metal Film, 1/8W, 1%, 50PPM
SW1	2-00025-217	SPDT	Switch, On-None-On, Toggle, Right Angle
T 1	6-00077-610	SR445/FS710	Transformer
U 1A	3-00106-340	LT1007	Integrated Circuit (Thru-hole Pkg)
U 1B	3-00106-340	LT1007	Integrated Circuit (Thru-hole Pkg)
U 1C	3-00106-340	LT1007	Integrated Circuit (Thru-hole Pkg)
U 1D	3-00106-340	LT1007	Integrated Circuit (Thru-hole Pkg)
U 2	3-00119-329	7905	Voltage Reg., TO-220 (TAB) Package
U 3	3-00106-340	LT1007	Integrated Circuit (Thru-hole Pkg)
U 4	3-00291-340	LM336Z-2.5V	Integrated Circuit (Thru-hole Pkg)
U 5	3-00116-325	78L05	Transistor, TO-92 Package
U 6	3-00106-340	LT1007	Integrated Circuit (Thru-hole Pkg)
U 7	3-00112-329	7805	Voltage Reg., TO-220 (TAB) Package
Z 0	0-00025-005	3/8"	Lugs
Z 0	0-00043-011	4-40 KEP	Nut, Kep
Z 0	0-00108-054	1" #26	Wire #26 UL1061
Z 0	0-00187-021	4-40X1/4PP	Screw, Panhead Phillips
Z 0	0-00208-020	4-40X3/8PF	Screw, Flathead Phillips
Z 0	0-00209-021	4-40X3/8PP	Screw, Panhead Phillips
Z 0	0-00220-002	5EFM4S	Power_Entry Hardware
Z 0	0-00221-000	SR440FOOT	Hardware, Misc.
Z 0	0-00231-043	#4 SHOULDER	Washer, nylon
Z 0	0-00243-003	TO-220	Insulators
Z 0	0-00522-053	3-1/2" #24	Wire #24 UL1007 Strip 1/4x1/4 Tin
Z 0	0-00532-053	3-1/2 YEL NOTIN	Wire #24 UL1007 Strip 1/4x1/4 Tin
Z 0	1-00066-112	7 PIN; 24AWG/WH	Connector, Amp, MTA-100
Z 0	6-00002-611	.25A 3AG	Fuse
Z 0	7-00119-720	SR440-1	Fabricated Part
Z 0	7-00120-720	SR440-2	Fabricated Part

---

**Parts List SR445**

---

<u>REF.</u>	<u>SRS PART#</u>	<u>VALUE</u>	<u>DESCRIPTION</u>
Z 0	7-00338-709	SR445	Lexan Overlay
Z 0	9-00267-917	GENERIC	Product Labels

---

## Parts List SR445

---



## Artisan Technology Group is your source for quality new and certified-used/pre-owned equipment

- FAST SHIPPING AND DELIVERY
- TENS OF THOUSANDS OF IN-STOCK ITEMS
- EQUIPMENT DEMOS
- HUNDREDS OF MANUFACTURERS SUPPORTED
- LEASING/MONTHLY RENTALS
- ITAR CERTIFIED SECURE ASSET SOLUTIONS

### SERVICE CENTER REPAIRS

Experienced engineers and technicians on staff at our full-service, in-house repair center

### *InstraView*<sup>SM</sup> REMOTE INSPECTION

Remotely inspect equipment before purchasing with our interactive website at [www.instraview.com](http://www.instraview.com) ↗

### WE BUY USED EQUIPMENT

Sell your excess, underutilized, and idle used equipment. We also offer credit for buy-backs and trade-ins. [www.artisanng.com/WeBuyEquipment](http://www.artisanng.com/WeBuyEquipment) ↗

### LOOKING FOR MORE INFORMATION?

Visit us on the web at [www.artisanng.com](http://www.artisanng.com) ↗ for more information on price quotations, drivers, technical specifications, manuals, and documentation

**Contact us:** (888) 88-SOURCE | [sales@artisanng.com](mailto:sales@artisanng.com) | [www.artisanng.com](http://www.artisanng.com)