



Artisan Technology Group is your source for quality new and certified-used/pre-owned equipment

- FAST SHIPPING AND DELIVERY
- TENS OF THOUSANDS OF IN-STOCK ITEMS
- EQUIPMENT DEMOS
- HUNDREDS OF MANUFACTURERS SUPPORTED
- LEASING/MONTHLY RENTALS
- ITAR CERTIFIED SECURE ASSET SOLUTIONS

SERVICE CENTER REPAIRS

Experienced engineers and technicians on staff at our full-service, in-house repair center

*InstraView*SM REMOTE INSPECTION

Remotely inspect equipment before purchasing with our interactive website at www.instraview.com ↗

WE BUY USED EQUIPMENT

Sell your excess, underutilized, and idle used equipment. We also offer credit for buy-backs and trade-ins. www.artisanng.com/WeBuyEquipment ↗



LOOKING FOR MORE INFORMATION?

Visit us on the web at www.artisanng.com ↗ for more information on price quotations, drivers, technical specifications, manuals, and documentation

Contact us: (888) 88-SOURCE | sales@artisanng.com | www.artisanng.com

In This Guide

Instructions on how to quickly
select main instrument functions.




OmnIBER 720

Quick Reference Guide

Printed in U.K. 05/00
J1407-90004



Agilent Technologies



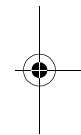
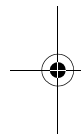


Introduction

Use this book to quickly access the main instrument functions and tasks.

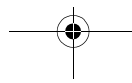
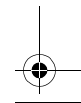
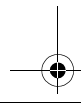
Setting the Transmit Interfaces

Setting SDH/SONET Transmit Interface	TRANSMIT	MAIN SETTINGS	
Setting SDH/SONET THRU Mode	TRANSMIT	MAIN SETTINGS	SIGNAL [THRU MODE]
Setting TCM in the Transmitter	TRANSMIT	[SDH] MAIN SETTINGS	TCM PATH []



Setting the Receive Interfaces

Using Smartsetup	SMART TEST	[START] [RESCAN]	
Using Smart Test	SMART TEST		
Setting SDH/SONET Receive Interface	RECEIVE	MAIN SETTINGS	
Setting TCM in the Receiver	RECEIVE	[SDH] MAIN SETTINGS	TCM PATH



Selecting and Using Overhead Features

Using Transmit Overhead Setup	TRANSMIT	OVERHEAD SETUP	
Using Receive Overhead Monitor	RECEIVE	OVERHEAD MONITOR	
Setting Overhead Trace Messages	TRANSMIT	OVERHEAD SETUP	SETUP [TRACE MESSAGES]
Receiving Trace Messages	RECEIVE	OVERHEAD MONITOR	MONITOR [TRACE]
Setting Signal Labels	TRANSMIT	OVERHEAD SETUP	SETUP [LABEL]
Receiving Signal Labels	RECEIVE	OVERHEAD MONITOR	MONITOR [LABEL]
Setting Synchronization Status Messages	TRANSMIT	OVERHEAD SETUP	SETUP [LABEL] S1 SYNC STATUS
Receiving Synchronization Status Messages	RECEIVE	OVERHEAD MONITOR	MONITOR [LABEL]
Generating Overhead Sequences	TRANSMIT	TEST FUNCTION	TEST FUNCTION [SDH/SONET] [SEQUENCE]
Using Receive Overhead Capture	RECEIVE	TEST FUNCTION	TEST FUNCTION [SDH/SONET] [O/H CAPTURE]
Setting TCM APId Messages	TRANSMIT	[SDH] OVERHEAD SETUP	SETUP [TCM MESSAGE]

Selecting and Using Signal Features

Adding Frequency Offset to the SDH/SONET Signal	TRANSMIT	MAIN SETTINGS	CLOCK [INTERNAL or EXTERNAL] FREQUENCY OFFSET [ON]
Adding Errors & Alarms at the SDH/SONET Interface	TRANSMIT	TEST FUNCTION	TEST FUNCTION [SDH/SONET] [ERR & ALARM]
Adding Errors in the test pattern	TRANSMIT	TEST FUNCTION	TEST FUNCTION [PDH PAYLD]
Adding Pointer Adjustments	TRANSMIT	TEST FUNCTION	TEST FUNCTION [SDH/SONET] [ADJUST PTR]
Using Pointer Graph Test Function	RECEIVE	TEST FUNCTION	TEST FUNCTION [SDH/SONET] [PTR GRAPH]
Generating Automatic Protection Switch (APS) Messages	TRANSMIT	TEST FUNCTION	TEST FUNCTION [SDH/SONET] [APS MESSAGES]
Monitoring Automatic Protection Switch (APS) Messages	RECEIVE	OVERHEAD MONITOR	MONITOR [APS MESSAGES]
Inserting Data Communications Channel	TRANSMIT	TEST FUNCTION	TEST FUNCTION [SDH/SONET] [DCC INSERT]
Dropping Data Communications Channel	RECEIVE	TEST FUNCTION	TEST FUNCTION [SDH/SONET] [DCC DROP]

Making Measurements

Transmitting Overhead BER Test Function	TRANSMIT	TEST FUNCTION	TEST FUNCTION [SDH/SONET] [OVERHEAD BER]
Receiving Overhead BER Test Function	RECEIVE	TEST FUNCTION	TEST FUNCTION [SDH/SONET] [OVERHEAD BER]
Test Timing	RESULTS		RESULTS [TIMING CONTROL]
Viewing SDH/SONET Analysis Results	RESULTS		RESULTS [SDH/SONET RESULTS] [ERROR ANALYSIS]
Viewing Payload Analysis Results	RESULTS		RESULTS [PDH PAYLOAD] [ERROR ANALYSIS]
Measuring Frequency	RESULTS		RESULTS [SDH/SONET] [FREQUENCY]
Measuring Optical Power	RESULTS		RESULTS [SDH/SONET] [OPTICAL POWER]
Result Summary	RESULTS		RESULTS [SDH/SONET] [ERROR SUMMARY]
Trouble Scan	RESULTS		RESULTS [TROUBLE SCAN]
Performing a SDH/SONET Tributary Scan	RESULTS		RESULTS [SDH/SONET TRIBSCAN]
Performing a SDH/SONET Alarm Scan	RESULTS		RESULTS [SDH/SONET ALM SCAN]

Storing, Logging and Printing

Enabling Graphics Results Capture	RESULTS	[TIMING CONTROL] GRAPH STORAGE [resolution as required]
Recalling Stored Graph Results	GRAPH	TEXT RESULTS STORE STATUS
Viewing the Bar Graph Display	GRAPH	GRAPH RESULTS
Viewing the Graphics Error and Alarm Summaries	GRAPH	TEXT RESULTS
Logging Graph Displays	OTHER	FUNCTION [LOGGING] LOGGING SETUP [DEVICE]
Logging Results	OTHER	FUNCTION [LOGGING] LOGGING SETUP [CONTROL]
Logging Results to Centronics Printer	OTHER	FUNCTION [LOGGING] LOGGING SETUP [DEVICE] LOGGING PORT [PARALLEL]
Logging Results to GP-IB Printer	OTHER	FUNCTION [LOGGING] LOGGING SETUP [DEVICE] LOGGING PORT [GPIB]
Logging Results to Internal Printer	OTHER	FUNCTION [LOGGING] LOGGING SETUP [DEVICE] LOGGING PORT [INTERNAL]
Logging Results to RS-232-C Printer	OTHER	FUNCTION [LOGGING] LOGGING SETUP [DEVICE] LOGGING PORT [RS232]

Using Instrument and Disk Storage

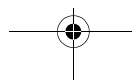
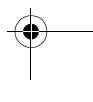
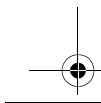
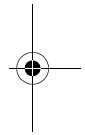
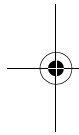
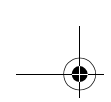
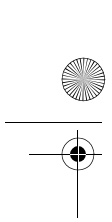
Storing Configurations in Instrument Store	OTHER	FUNCTION [STORED SETTINGS]
Storing Current Configurations on Disk	OTHER	FUNCTION [FLOPPY DISK]
Setting up a Title for Configurations in Instrument Store	OTHER	FUNCTION [STORED SETTINGS]
Recalling Configurations from Instrument Store	OTHER	FUNCTION [STORED SETTINGS]
Formatting a Disk	OTHER	FUNCTION [FLOPPY DISK] DISK OPERATION [DISK] [FORMAT]
Labeling a Disk	OTHER	FUNCTION [FLOPPY DISK] DISK OPERATION [DISK] [LABEL]
Managing Files and Directories on Disk	OTHER	FUNCTION [FLOPPY DISK] DISK OPERATION [FILE]
Adding Descriptors to Disk Files	OTHER	FUNCTION [FLOPPY DISK] DISK OPERATION [DISK]
Saving Graphics Results to Disk	RESULTS	[TIMING CONTROL] GRAPH STORAGE [DISK]
Saving Data Logging to Disk	OTHER	FUNCTION [FLOPPY DISK] DISK OPERATION [SAVE]
Recalling Configuration from Disk	OTHER	FUNCTION [FLOPPY DISK] DISK OPERATION [RECALL] FILE TYPE [CONFIGURATION]

Using Instrument and Disk Storage (cont'd)

Recalling Graphics Results from Disk	OTHER FUNCTION [FLOPPY DISK] DISK OPERATION [RECALL]FILE TYPE [GRAPHICS]
Copying Configuration from Instrument Store to Disk	OTHER FUNCTION [FLOPPY DISK] DISK OPERATION [FILE] [COPY] [FROM:] [CONFIGURATION]
Copying Configuration from Disk to Instrument Store	OTHER FUNCTION [FLOPPY DISK] DISK OPERATION [FILE] [COPY] [TO:] [CONFIGURATION]
Copying Graphics Results from Instrument Store to Disk	OTHER FUNCTION [FLOPPY DISK] DISK OPERATION [FILE] [FROM:] [GRAPHICS]
Deleting a File on Disk	OTHER FUNCTION [FLOPPY DISK] DISK OPERATION [FILE] [DELETE] [DELETE FILE] NAME [<select>]
Deleting a Directory on Disk	OTHER FUNCTION [FLOPPY DISK] DISK OPERATION [FILE] [DELETE] [DELETE DIRECTORY]
Renaming a File on Disk	OTHER FUNCTION [FLOPPY DISK] DISK OPERATION [FILE] [RENAME]
Creating a Directory on Disk	OTHER FUNCTION [FLOPPY DISK] DISK OPERATION [FILE] [CREATE DIRECTORY]



Selecting and Using “Other” Features

Coupling Transmit & Receive Settings	OTHER	FUNCTION [SETTINGS CONTROL] TRANSMITTER AND RECEIVER [COUPLED]
Suspending Test on Signal Loss	OTHER	FUNCTION [MISCELLANEOUS] SUSPEND TEST ON SIGNAL LOSS [ON]
MS-REI, MS-AIS, or REI-L, AIS-L Results Enable	OTHER	FUNCTION [MISCELLANEOUS] MS-REI, MS-AIS, REI-L, AIS-L RESULT ENABLE
Setting Time & Date	OTHER	FUNCTION [TIME & DATE]
Enabling Keyboard Lock	OTHER	FUNCTION [MISCELLANEOUS] KEYBOARD LOCK [ON]
Enabling Beep on Received Error	OTHER	FUNCTION [MISCELLANEOUS] BEEP ON RECEIVED ERROR [ON]
Setting Error Threshold Indication	OTHER	FUNCTION [COLOR CONTROL]
Dumping Display to Disk	OTHER	FUNCTION [LOGGING] LOGGING SETUP [CONTROL] LOG ON DEMAND [SCREEN DUMP]
Setting Screen Brightness and Color	OTHER	FUNCTION [COLOR CONTROL]
Running Self Test	OTHER	FUNCTION [SELF TEST]



In This Guide

Instructions on how to quickly
select main instrument functions.



OmnIBER 720

Quick Reference Guide

Printed in U.K. 12/00
J1407-90012



Agilent Technologies



Artisan Technology Group is your source for quality new and certified-used/pre-owned equipment

- FAST SHIPPING AND DELIVERY
- TENS OF THOUSANDS OF IN-STOCK ITEMS
- EQUIPMENT DEMOS
- HUNDREDS OF MANUFACTURERS SUPPORTED
- LEASING/MONTHLY RENTALS
- ITAR CERTIFIED SECURE ASSET SOLUTIONS

SERVICE CENTER REPAIRS

Experienced engineers and technicians on staff at our full-service, in-house repair center

*InstraView*SM REMOTE INSPECTION

Remotely inspect equipment before purchasing with our interactive website at www.instraview.com ↗

WE BUY USED EQUIPMENT

Sell your excess, underutilized, and idle used equipment. We also offer credit for buy-backs and trade-ins. www.artisanng.com/WeBuyEquipment ↗

LOOKING FOR MORE INFORMATION?

Visit us on the web at www.artisanng.com ↗ for more information on price quotations, drivers, technical specifications, manuals, and documentation

Contact us: (888) 88-SOURCE | sales@artisanng.com | www.artisanng.com