



Artisan Technology Group is your source for quality new and certified-used/pre-owned equipment

- FAST SHIPPING AND DELIVERY
- TENS OF THOUSANDS OF IN-STOCK ITEMS
- EQUIPMENT DEMOS
- HUNDREDS OF MANUFACTURERS SUPPORTED
- LEASING/MONTHLY RENTALS
- ITAR CERTIFIED SECURE ASSET SOLUTIONS

SERVICE CENTER REPAIRS

Experienced engineers and technicians on staff at our full-service, in-house repair center

*InstraView*SM REMOTE INSPECTION

Remotely inspect equipment before purchasing with our interactive website at www.instraview.com ↗

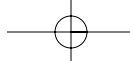
WE BUY USED EQUIPMENT

Sell your excess, underutilized, and idle used equipment. We also offer credit for buy-backs and trade-ins. www.artisanng.com/WeBuyEquipment ↗

LOOKING FOR MORE INFORMATION?

Visit us on the web at www.artisanng.com ↗ for more information on price quotations, drivers, technical specifications, manuals, and documentation

Contact us: (888) 88-SOURCE | sales@artisanng.com | www.artisanng.com



KPCI-3107 KPCI-3108



- 16 bit resolution
- 16 single-ended or 8 differential channels
- Maximum sample rate up to 100kSamples/s
- High gain capability for thermocouples with the STP-36CJC
- Autozero capabilities
- 24 programmable software ranges
- Programmable features per channel:
 - Differential or single ended
 - Range
 - Bipolar or unipolar
- 2 waveform-quality analog outputs (KPCI-3108 only)
- 32 digital I/O lines
- Pre-, Post-, and About-Trigger
- Separate 2K sample FIFOs on analog input and analog output
- 32-bit DriverLINX drivers plus a suite of bundled software including ExceLINX, VisualSCOPE, TestPoint, and LabVIEW drivers

100kHz, 16-Bit Wide Gain Multifunctional Boards

The KPCI-3107/3108 offers all the functions you need to address your measurement tasks, from high and low gains to digital control and event-counting capability, from fully flexible channel programming to waveform-quality outputs. Its high-gain capabilities allow direct thermocouple measurement, and its autozero capabilities eliminate undesired measurement drifts.

Functional Description

The multifunction KPCI-3107/3108 data acquisition boards provide high resolution and a wide gain range. Each board provides 12 gains (1, 2, 4, 8, 10, 20, 40, 80, 100, 200, 400, and 800) in both bipolar and unipolar modes, providing a total of 24 ranges on one board. The gain for each channel can be programmed separately, allowing a wide variety of sensors to be used with each board.

The two analog outputs on the KPCI-3108 produce waveform quality outputs suitable for use as general-purpose audio sources. Both boards provide high-current digital outputs for sinking (64mA) and sourcing (15mA), allowing the KPCI-3107/3108 to drive indicators and relays directly without the need for interface circuitry.

Hardware

These boards feature high speed data acquisition, even when channels are set at different gains and in non-sequential order using DMA or interrupt-based data transfer modes. Also, each channel in the gain queue can be individually programmed as bipolar or unipolar and differential or single ended. Because the channel-gain queue is implemented in hardware, channels on expansion boards can be selected at full speed. The KPCI-3107/3108 support bus mastering, interrupt, or target mode data transfer methods.

The programmable burst mode capability allows you to acquire data from a series of channel scans at high speed with a programmed interval between scans. This mode also emulates a simultaneous sample-and-hold function in lower speed applications.

These boards feature flexible clocking, triggering, and gating modes. The boards can be configured to accept external pacer clock input or to use the onboard time base to provide a conversion rate from 4.32 Samples/hour to 100kSamples/s. Any single channel can be sampled at any gain at up to 100kSamples/s. In addition, multiple channels can be sampled at aggregate rates of up to 100kSamples/s. External hardware trigger and gate inputs allow precise control over when data is acquired, and flexible trigger modes allow the acquisition of data in relationship to a specific event. An event that starts or stops acquisition can be either an internal or an external digital trigger.

ACCESSORIES AVAILABLE

C2600	26-inch Ribbon Cable for MB Series Signal Conditioning Rack	STA-3108-A1	Connector/Cable Adapter for use with EXP-1800 Channel Expander
CAB-1284CC-5, CAB-1284CC-2	IEEE 1284C-C Standard Shielded Cable with 18 twisted pairs. Use for analog and digital connections to KPCI-3107 and KPCI-3108 boards. CAB-1284CC-5 is a half meter long and CAB-1284CC-2 is 2 meters long.	STA-3108-A2	Connector/Cable Adapter for use with MB01 and MB05 Module Backplane
		STA-3108-A3	Connector/Cable Adapter for use with MB02 Multiplexed Module Backplane
		STA-3108-D1	Connector/Cable Adapter for use with digital I/O accessories
MB-01*	16-Channel Direct-Connection Module Mounting Rack	STP-36	36-pin Screw Terminal Panel
MB-02*	16-Channel Multiplexed Module Mounting Rack	STP-36CJC	36-pin Screw Terminal Panel with CJC for Thermocouples
MB-05*	8-Channel Direct-Connection Module Mounting Rack	STP-ENCL	General purpose enclosure for STP-36CJC and STA-3108-A1/A2/D1
MS-KPCI-3108	Additional Hardware and Software Manuals and Software for the KPCI-3107/3108	TESTPOINT	TestPoint Software Package

*Signal conditioning modules for the MB-01, MB-02, and MB-05 can be found in the Signal Conditioning and Accessories section.

1.888.KEITHLEY (U.S. only)

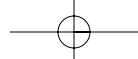
www.keithley.com

KEITHLEY

A GREATER MEASURE OF CONFIDENCE

Wide range of functions

PCI/ISA/PCMCIA



Wide gain range, high resolution

PCI/ISA/PCMCIA

KPCI-3107 KPCI-3108

Ordering Information

KPCI-3107 Wide gain range, analog and digital I/O board

KPCI-3108 Wide gain range, analog and digital I/O board with analog outputs

CAPABILITIES

- Temperature and voltage measurement
- Vibration, pressure, and strain measurements
- Analog stimulus response testing
- Relay control and switching

APPLICATIONS

- Burn-in testing—QA/QC
- Process monitoring and control
- Audio analysis
- Production testing
- Laboratory and factory automation



1.888.KEITHLEY (U.S. only)

www.keithley.com

100kHz, 16-Bit Wide Gain Multifunctional Boards

The user can configure the boards for several triggering modes, including: start, stop, pre-trigger, post-trigger, and about-trigger.

- Pre-trigger mode allows acquisition to occur until an external trigger occurs.
- Post-trigger is the standard acquisition mode; acquisition begins after an internal or external trigger event and continues until an end condition occurs or the specified number of samples is collected.
- About-trigger mode allows acquisition to occur both before and after an external trigger.

Analog triggering is also supported in About-triggering mode.

Thermocouple

These boards feature high gain capabilities (up to 800) that allow direct thermocouple measurements without signal conditioning. The STP-36CJC accessory provides the onboard CJC sensor for accurate cold junction compensation. This CJC is powered by the KPCI-3107/3108 and provides a 10mV/°C output. Our “Up & Running” suite of software such as ExceLINX provides the thermocouple linearization algorithms for automatic CJC leading to the final temperature readings. In addition, the DriverLINX thermocouple COM object allows programmers to use the linearization algorithms directly in their programs.

Calibration

The KPCI-3107/3108 boards have 24 ranges (12 unipolar and 12 bipolar). To ensure maximum accuracy, each range is calibrated separately. This is accomplished by storing two offsets and one gain correction for each range in onboard memory and writing the appropriate values to each of three A/D calibration DACs whenever the range is changed during the process of scanning channels. This process occurs automatically, faster than the main input circuit settles. This system allows the user to enjoy the best possible calibration on each range, even when ranges are mixed in the channel-gain queue, with no speed penalty.

Appropriate correction factors are pre-programmed into each KPCI-3107/3108 at the factory using NIST-traceable systems. The offset change due to temperature effects on amplifiers can be corrected using the Auto Zero function in DriverLINX. This function computes new offset correction factors that will be used automatically until the board is reset or until Auto Zero is executed again.

Connector Pin Assignments

The analog input, analog output, digital input, and digital output connections are made using 2 CAB-1284CC (36-pin, IEEE-1284C-C-type) cables.

IP5	1	19	IP4
IP3	2	20	IP2
IP1	3	21	IP0
OP5	4	22	OP4
OP3	5	23	OP2
OP1	6	24	OP0
DGND	7	25	+5 V
CH07 LO/CH15 HI	8	26	CH07 HI
CH06 LO/CH14 HI	9	27	CH06 HI
CH05 LO/CH13 HI	10	28	CH05 HI
CH04 LO/CH12 HI	11	29	CH04 HI
CH03 LO/CH11 HI	12	30	CH03 HI
CH02 LO/CH10 HI	13	31	CH02 HI
CH01 LO/CH09 HI	14	32	CH01 HI
CH00 LO/CH08 HI	15	33	CH00 HI
No connection	16	34	+10 V Reference
AGND	17	35	DAC1 Output*
AGND	18	36	DAC0 Output*

*3108 only

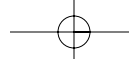
Upper I/O connector (ANALOG)
Analog I/O and auxiliary digital I/O

Bit 0	1	19	Bit 16
Bit 1	2	20	Bit 17
Bit 2	3	21	Bit 18
Bit 3	4	22	Bit 19
Bit 4	5	23	Bit 20
Bit 5	6	24	Bit 21
Bit 6	7	25	Bit 22
Bit 7	8	26	Bit 23
Bit 8	9	27	Bit 24
Bit 9	10	28	Bit 25
Bit 10	11	29	Bit 26
Bit 11	12	30	Bit 27
Bit 12	13	31	Bit 28
Bit 13	14	32	Bit 29
Bit 14	15	33	Bit 30
Bit 15	16	34	Bit 31
DGND	17	35	+5 V
DGND	18	36	+5 V

Lower I/O connector (DIGITAL)
High-current digital I/O

KEITHLEY

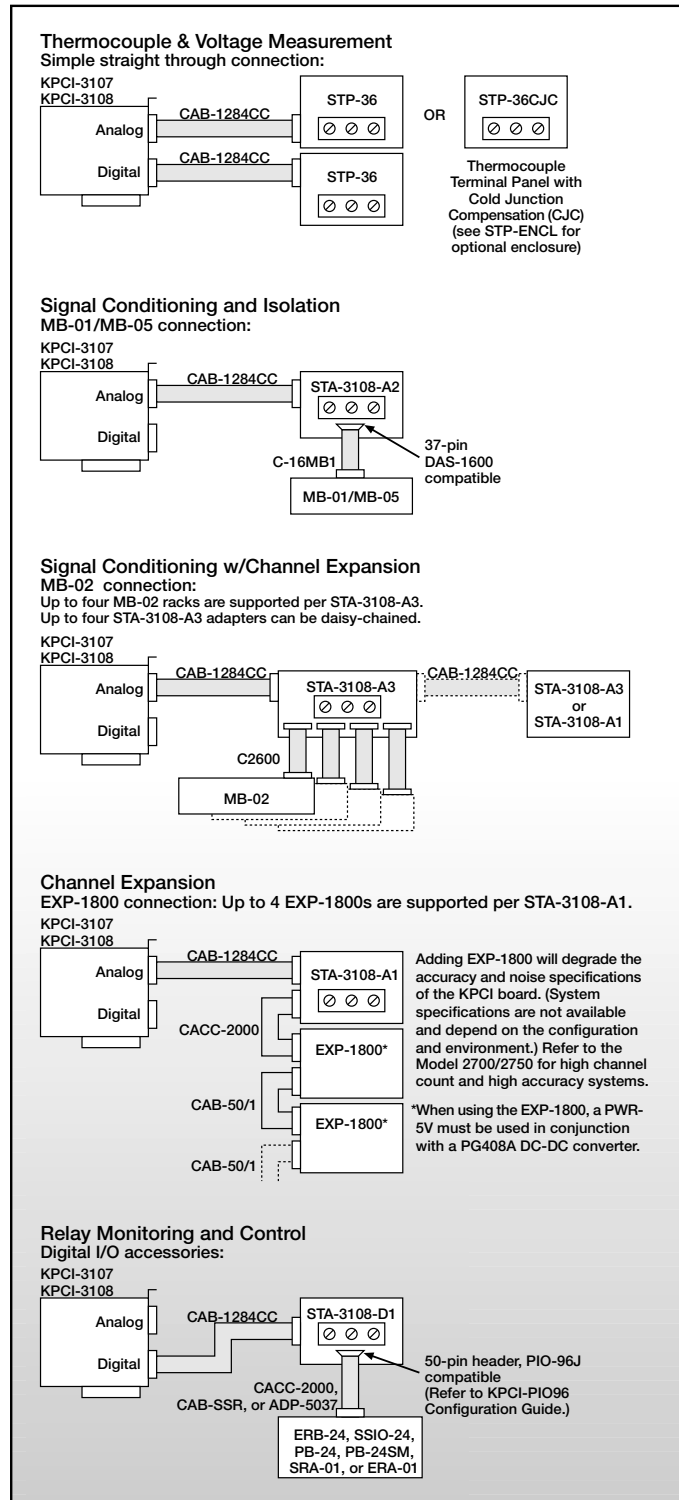
A GREATER MEASURE OF CONFIDENCE



KPCI-3107 KPCI-3108

100kHz, 16-Bit Wide Gain Multifunctional Boards

Configuration Guide



Analog Inputs

ACCURACY

RANGE (V)	25°C ± 1°C, Auto Zero On, 1 Year, ±(% Reading + Offset)	
	Bipolar	Unipolar
±10	0.0125% ± 500 μV	0.0125% ± 350 μV
±5	0.0125% ± 250 μV	0.0125% ± 175 μV
±2.5	0.0125% ± 120 μV	0.0125% ± 75 μV
±1.25	0.0125% ± 75 μV	0.0125% ± 50 μV
±1.0	0.015 % ± 50 μV	0.015 % ± 40 μV
±0.5	0.015 % ± 30 μV	0.015 % ± 25 μV
±0.25	0.015 % ± 15 μV	0.015 % ± 15 μV
±0.125	0.015 % ± 14 μV	0.015 % ± 13 μV
±0.100	0.020 % ± 13 μV	0.020 % ± 13 μV
±0.050	0.020 % ± 10 μV	0.020 % ± 10 μV
±0.025	0.020 % ± 10 μV	0.020 % ± 10 μV
±0.0125	0.020 % ± 10 μV	0.020 % ± 10 μV

NOTE: Accuracies are based on an average of 10000 samples. Add noise to get maximum uncertainty of a single sample.

SCANNING THROUGHPUT: Typical scanning rate at which switching introduces less than 0.015% of difference between adjacent readings, and typical % of difference between channels added at full speed.

COMMON MODE REJECTION: Typical analog circuit rejection ratio with 10V p-p sine wave excitation at 60Hz.

NUMBER OF CHANNELS: 8 differential or 16 single ended; software configurable in gain queue. Differential and single-ended readings may be mixed.

A/D FIFO BUFFER SIZE: 2048 samples.

CHANNEL GAIN QUEUE LENGTH: 256 entries.

A/D RESOLUTION: 16 bits.

INPUT RANGE SELECTION: Software selectable via channel gain queue entry. Unipolar and bipolar readings may be mixed.

INPUT OVERVOLTAGE: ±35V continuous, powered; ±15V continuous, unpowered.

INPUT BIAS CURRENT: ±1nA typical per channel @ 25°C

INPUT IMPEDANCE: >1GΩ or greater in parallel with 200pF or less, all gains.

SINGLE CHANNEL THROUGHPUT: 100k/s (not always sustainable under Windows).

LINEARITY: Integral: ±1.5 LSB max. **Differential:** ±1 LSB max.

DATA TRANSFER MODES: DMA (PCI Bus Master), Interrupt (Target-mode transfer), Polled (Target-mode transfer).

Analog Outputs

NUMBER OF CHANNELS: 2.

RESOLUTION: 16 bits.

MAXIMUM UPDATE RATE: 100k/s.

MONOTONICITY: 16 bits, guaranteed.

RANGE: ±10V ±5V 0-10V 0-5V

ACCURACY: 0.021% of reading ± 1.540mV @ 23°C.

TEMPERATURE COEFFICIENTS: Offset: 310μV/°C (typical). **Gain:** 60ppm/°C (typical).

SLEW RATE: 5V/μs.

OUTPUT CURRENT: ±5mA max.

PROTECTION: Short circuit to ground.

MAXIMUM CAPACITIVE LOAD: 100pF for 100kHz operation, typical, dependent upon ESR.

POWER UP: 0V (±75mV).

DATA TRANSFER MODES: DMA (PCI Bus Master), Interrupt (Target-mode transfer), Polled (Target-mode transfer).

D/A FIFO BUFFER SIZE: 2048 samples.

D/A CONTROL MODES:

Target Mode: Update either D/A.

Paced Mode: Update D/A converters in sequence.

Burst Mode: Update converters in sequence timed by burst counter.

Worst Case Intra-Burst Skew: 2μs (typical).

1.888.KEITHLEY (U.S. only)

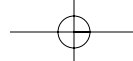
www.keithley.com

KEITHLEY

A GREATER MEASURE OF CONFIDENCE

KPCI-3107, KPCI-3108 Specifications

PCI/ISA/PCMCIA



KPCI-3107 KPCI-3108

100kHz, 16-Bit Wide Gain Multifunctional Boards

High-Current Digital I/O

NUMBER OF BITS: 32 bits; four bi-directional 8-bit registers. Each byte register is separately configurable as input or output.

DATA TRANSFER MODE: Target mode.

INPUT LOW: $V_{IL} = 0.8V$ max.; $I_{IL} = -0.2mA$ max.

INPUT HIGH: $V_{IH} = 2.0V$ min.; $I_{IH} = 20\mu A$ max.

OUTPUT LOW: $V_{OL} = 0.55V$ max.; $I_{OL} = 64mA$ max.

OUTPUT HIGH: $V_{OH} = 2.4V$ min.; $I_{OH} = -8mA$ max.
 $V_{OH} = 2.0V$ min.; $I_{OH} = -15mA$ max.

POWER ON STATE: Input (High-Z).

Thermocouple Inputs

NUMBER OF CHANNELS: 7 differential or 15 single-ended. CJC occupies one channel on the board.

TC TYPE: J, K, N, T, E, R, S, B, C supported in software.

FILTERING: Moving, repeating, and weighted average supported in ExceLINUX.

STP-36CJC ACCESSORY:

CJC Output: 10mV/°C.

CJC Accuracy*: $\pm 0.5^\circ C$ at 25°C; $\pm 1.5^\circ C$ over full temperature range.

CJC Channel: Channel 0 on the board.

RMS Noise: 0.05°C.

Operating Temperature: 0° to 85°C.

Power: +5V from the board.

Jumper Selection: CJC Enable/Disable, CJC Single/Differential Ended.

Dimensions: 133mm high \times 72mm wide \times 32mm high (5¼" \times 2¾" \times 1¼").

Maximum Voltage: 30V rms, 42.4V peak, or 60VDC (safety rating).

Maximum Current: 1A (safety rating).

* Final thermocouple accuracy = board accuracy + CJC accuracy. Based on the volts accuracy above and degrees vs. volts lookup tables, the system accuracy is $\pm 1^\circ C$ for type J, K, T, N, and E thermocouples.

GENERAL

CONNECTORS: Board Connector: 3M P/N N10236-S2E2VC.
Mating Connector: 3M P/N 10136-6000ECD.

POWER INPUT:

+5V: 430mA typ., 870mA max.

+12V: 400mA typ., 500 mA max.

POWER OUTPUT: 5V; 1.0A max. (May also be limited by computer or bus capability)

ENVIRONMENT:

Operating Temperature: 0°C to 50°C.

Nonoperating Temperature: -20°C to 70°C.

Humidity: 0 to 90% relative humidity (non-condensing), operating or nonoperating.

EMC: Conforms to European Union directive 89/336/EEC.

SAFETY: Conforms to European Union directive 73/23/EEC (meets EN61010-1/IEC 1010).

DIMENSIONS: Standard-size PCI short card, 175mm long \times 108mm wide \times 19mm high (6¾" \times 4¼" \times ¾").

KPCI-3107, KPCI-3108 Specifications

PCI/ISA/PCMCIA

1.888.KEITHLEY (U.S. only)

www.keithley.com

KEITHLEY

A GREATER MEASURE OF CONFIDENCE



Artisan Technology Group is your source for quality new and certified-used/pre-owned equipment

- FAST SHIPPING AND DELIVERY
- TENS OF THOUSANDS OF IN-STOCK ITEMS
- EQUIPMENT DEMOS
- HUNDREDS OF MANUFACTURERS SUPPORTED
- LEASING/MONTHLY RENTALS
- ITAR CERTIFIED SECURE ASSET SOLUTIONS

SERVICE CENTER REPAIRS

Experienced engineers and technicians on staff at our full-service, in-house repair center

*InstraView*SM REMOTE INSPECTION

Remotely inspect equipment before purchasing with our interactive website at www.instraview.com ↗

WE BUY USED EQUIPMENT

Sell your excess, underutilized, and idle used equipment. We also offer credit for buy-backs and trade-ins. www.artisanng.com/WeBuyEquipment ↗

LOOKING FOR MORE INFORMATION?

Visit us on the web at www.artisanng.com ↗ for more information on price quotations, drivers, technical specifications, manuals, and documentation

Contact us: (888) 88-SOURCE | sales@artisanng.com | www.artisanng.com