



Artisan Technology Group is your source for quality new and certified-used/pre-owned equipment

- FAST SHIPPING AND DELIVERY
- TENS OF THOUSANDS OF IN-STOCK ITEMS
- EQUIPMENT DEMOS
- HUNDREDS OF MANUFACTURERS SUPPORTED
- LEASING/MONTHLY RENTALS
- ITAR CERTIFIED SECURE ASSET SOLUTIONS

SERVICE CENTER REPAIRS

Experienced engineers and technicians on staff at our full-service, in-house repair center

*InstraView*SM REMOTE INSPECTION

Remotely inspect equipment before purchasing with our interactive website at www.instraview.com ↗

WE BUY USED EQUIPMENT

Sell your excess, underutilized, and idle used equipment. We also offer credit for buy-backs and trade-ins. www.artisanng.com/WeBuyEquipment ↗

LOOKING FOR MORE INFORMATION?

Visit us on the web at www.artisanng.com ↗ for more information on price quotations, drivers, technical specifications, manuals, and documentation

Contact us: (888) 88-SOURCE | sales@artisanng.com | www.artisanng.com

TECHSPEC® SILVER SERIES TELECENTRIC LENS

#58-432 • 44mm WD • 4.0X

TECHSPEC® SILVER SERIES TELECENTRIC LENS

Our TECHSPEC® Silver Series Telecentric Measuring Lenses offer a compact, cost-effective solution for replacing standard fixed focal length lenses. Telecentric lenses are ideal for both on-line and off-line machine vision production environments that require accurate measurements. Edmund Optics has designed this series of machine vision lenses to specifically replace lenses that give inaccurate or inconsistent readings. Telecentric lenses correct perspective errors that yield variations in magnification through the depth of field.



Primary Magnification:	4.0X
Working Distance¹:	44mm ±3mm
Depth of Field²:	±0.03mm at f10 (20% @ 20 lp/mm)
Length:	249.0mm
Filter Thread:	M58 x 0.75
Max. Sensor Format:	2/3"
Camera Mount:	C-Mount

Telecentricity:	<0.1°
Distortion:	<0.3%
Resolution²:	>40% @ 40 lp/mm
Aperture (f/#):	f/6 - closed, lockable
Object Space NA:	0.32
Number of Elements (Groups):	8 (7)
AR Coating:	425 - 675nm BBAR
Weight:	850g

Sensor Size	1/4"	1/3"	1/2.5"	1/2"	1/1.8"	2/3"	1"	4/3"
Field of View³	0.9mm	1.2mm	1.4mm	1.6mm	1.8mm	2.2mm	N/A	N/A

1. From front of housing 2. Image space MTF contrast 3. Horizontal FOV on standard 4:3 sensor format

Specifications subject to change

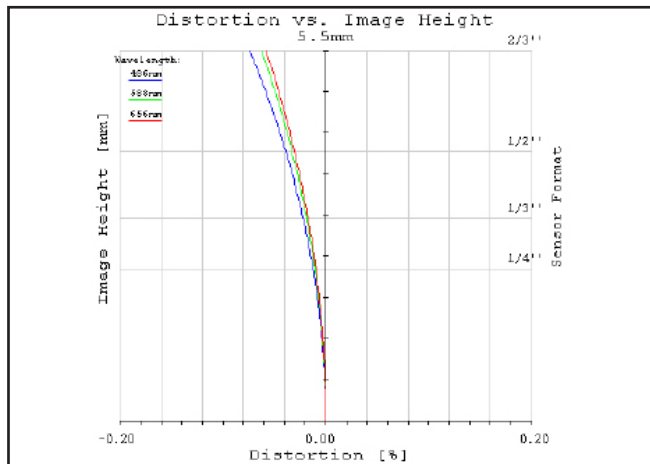


Figure 1: Distortion at the maximum sensor format. Positive values correspond to pincushion distortion, negative values correspond to barrel distortion.

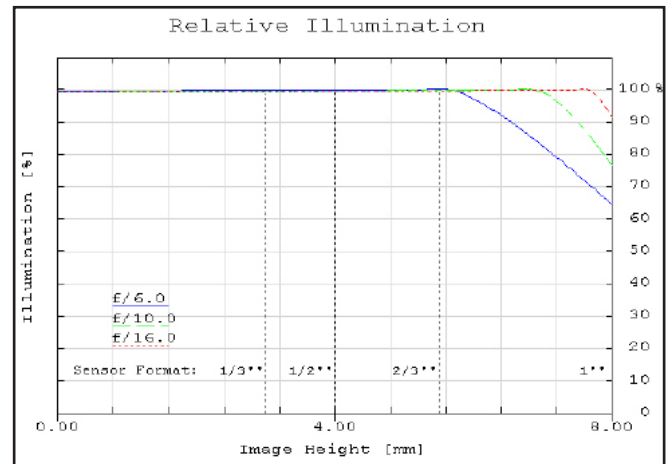


Figure 2: Relative illumination (center to corner)

In both plots, field points corresponding to the image circle of common sensor formats are included. Plots represent theoretical values from lens design software. Actual lens performance varies due to manufacturing tolerances.



www.edmundoptics.com

Artisan Technology Group - Quality Instrumentation ... Guaranteed | (888) 88-SOURCE | www.artisanng.com

© COPYRIGHT 2011 EDMUND OPTICS, INC. ALL RIGHTS RESERVED

TECHSPEC® SILVER SERIES TELECENTRIC LENS

#58-432 • 44mm WD • 4.0X

MTF & DOF: f/6.0

TECHSPEC® SILVER SERIES TELECENTRIC LENS

TECHSPEC® SILVER SERIES TELECENTRIC LENS

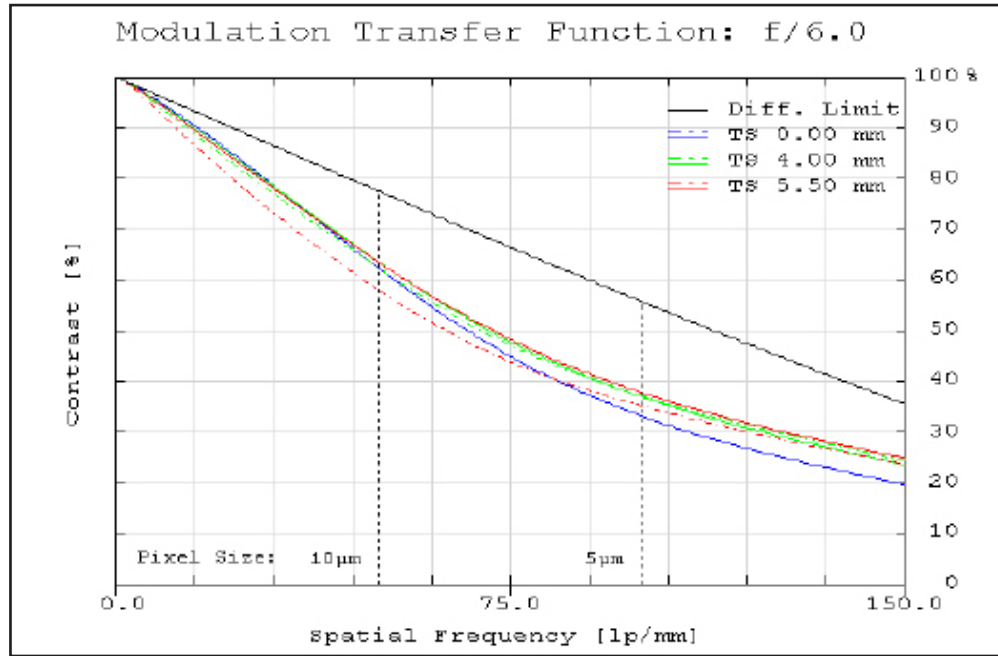


Figure 3: Image space polychromatic diffraction FFT Modulation Transfer Function (MTF) for $\lambda = 486\text{nm}$ to 656nm . Included are Tangential and Sagittal values for field points on center, at 70% of full field and at the maximum sensor format. Solid black line indicates diffraction limit determined by $f/\#$ -defined aperture. Frequencies corresponding to the Nyquist resolution limit of pixel sizes are indicated.

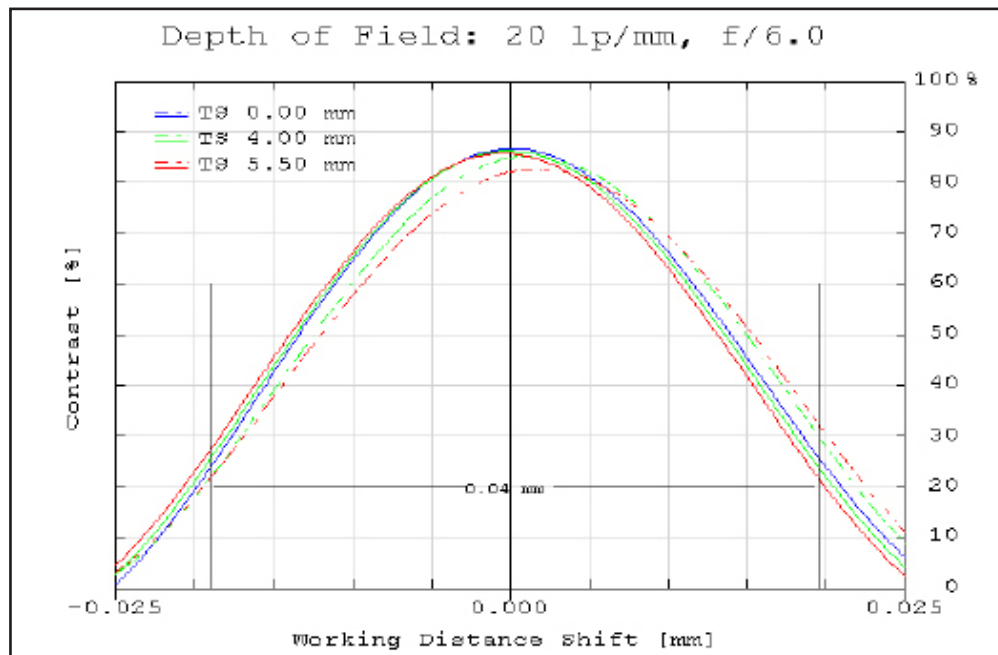


Figure 4: Polychromatic diffraction through-focus MTF at 20 linepairs/mm (image space). The depth of field at the maximum sensor format for the plotted frequency and $f/\#$ at 20% contrast is indicated by the measurement bars.

Plots represent theoretical values from lens design software. Actual lens performance varies due to manufacturing tolerances.



www.edmundoptics.com

TECHSPEC® SILVER SERIES TELECENTRIC LENS

#58-432 • 44mm WD • 4.0X

MTF & DOF: f/10.0

TECHSPEC® SILVER SERIES TELECENTRIC LENS

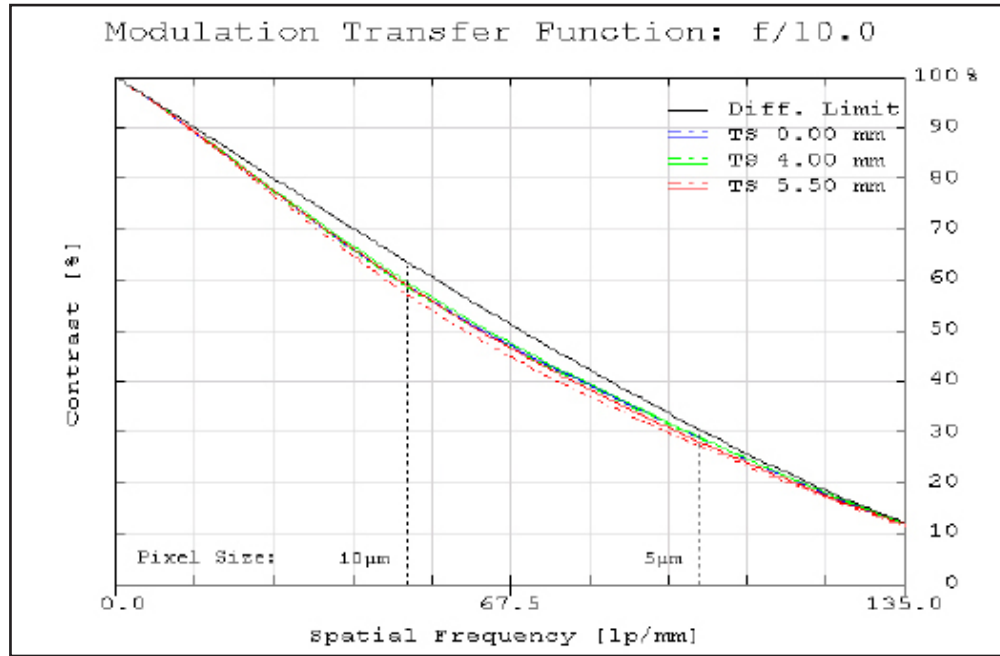


Figure 5: Image space polychromatic diffraction FFT Modulation Transfer Function (MTF) for $\lambda = 486\text{nm}$ to 656nm . Included are Tangential and Sagittal values for field points on center, at 70% of full field and at the maximum sensor format. Solid black line indicates diffraction limit determined by $f/\#$ -defined aperture. Frequencies corresponding to the Nyquist resolution limit of pixel sizes are indicated.

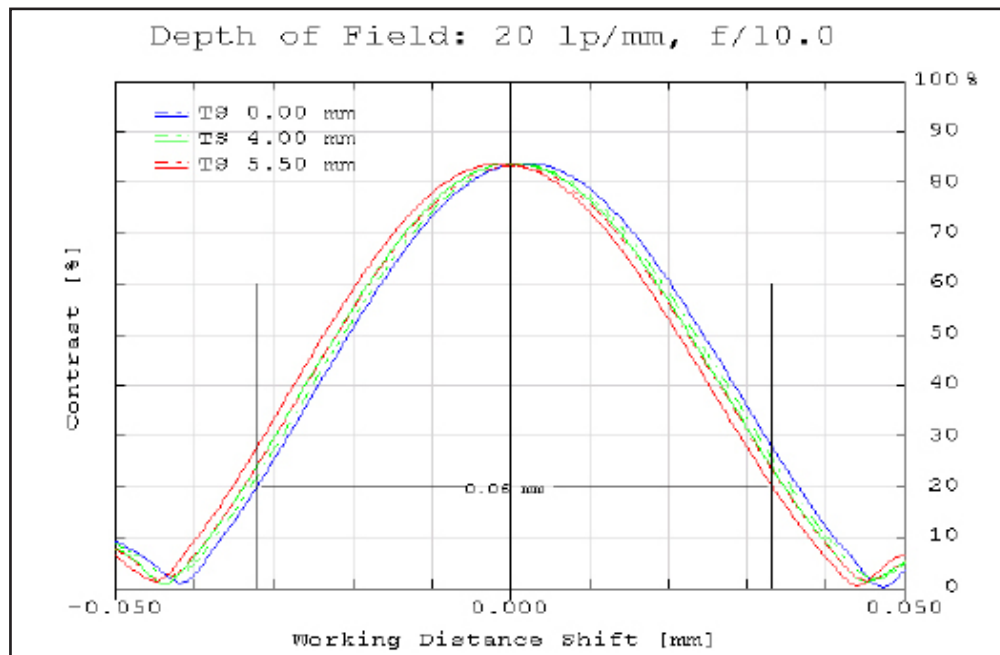


Figure 6: Polychromatic diffraction through-focus MTF at 20 linepairs/mm (image space). The depth of field at the maximum sensor format for the plotted frequency and $f/\#$ at 20% contrast is indicated by the measurement bars.

Plots represent theoretical values from lens design software. Actual lens performance varies due to manufacturing tolerances.



www.edmundoptics.com



Artisan Technology Group is your source for quality new and certified-used/pre-owned equipment

- FAST SHIPPING AND DELIVERY
- TENS OF THOUSANDS OF IN-STOCK ITEMS
- EQUIPMENT DEMOS
- HUNDREDS OF MANUFACTURERS SUPPORTED
- LEASING/MONTHLY RENTALS
- ITAR CERTIFIED SECURE ASSET SOLUTIONS

SERVICE CENTER REPAIRS

Experienced engineers and technicians on staff at our full-service, in-house repair center

*InstraView*SM REMOTE INSPECTION

Remotely inspect equipment before purchasing with our interactive website at www.instraview.com ↗

WE BUY USED EQUIPMENT

Sell your excess, underutilized, and idle used equipment. We also offer credit for buy-backs and trade-ins. www.artisanng.com/WeBuyEquipment ↗

LOOKING FOR MORE INFORMATION?

Visit us on the web at www.artisanng.com ↗ for more information on price quotations, drivers, technical specifications, manuals, and documentation

Contact us: (888) 88-SOURCE | sales@artisanng.com | www.artisanng.com