



Artisan Technology Group is your source for quality new and certified-used/pre-owned equipment

- FAST SHIPPING AND DELIVERY
- TENS OF THOUSANDS OF IN-STOCK ITEMS
- EQUIPMENT DEMOS
- HUNDREDS OF MANUFACTURERS SUPPORTED
- LEASING/MONTHLY RENTALS
- ITAR CERTIFIED SECURE ASSET SOLUTIONS

SERVICE CENTER REPAIRS

Experienced engineers and technicians on staff at our full-service, in-house repair center

*InstraView*SM REMOTE INSPECTION

Remotely inspect equipment before purchasing with our interactive website at www.instraview.com ↗

WE BUY USED EQUIPMENT

Sell your excess, underutilized, and idle used equipment. We also offer credit for buy-backs and trade-ins. www.artisanng.com/WeBuyEquipment ↗

LOOKING FOR MORE INFORMATION?

Visit us on the web at www.artisanng.com ↗ for more information on price quotations, drivers, technical specifications, manuals, and documentation


Contact us: (888) 88-SOURCE | sales@artisanng.com | www.artisanng.com



ALLEN-BRADLEY

Allen-Bradley Data Highway Plus Local Area Network

Product Data

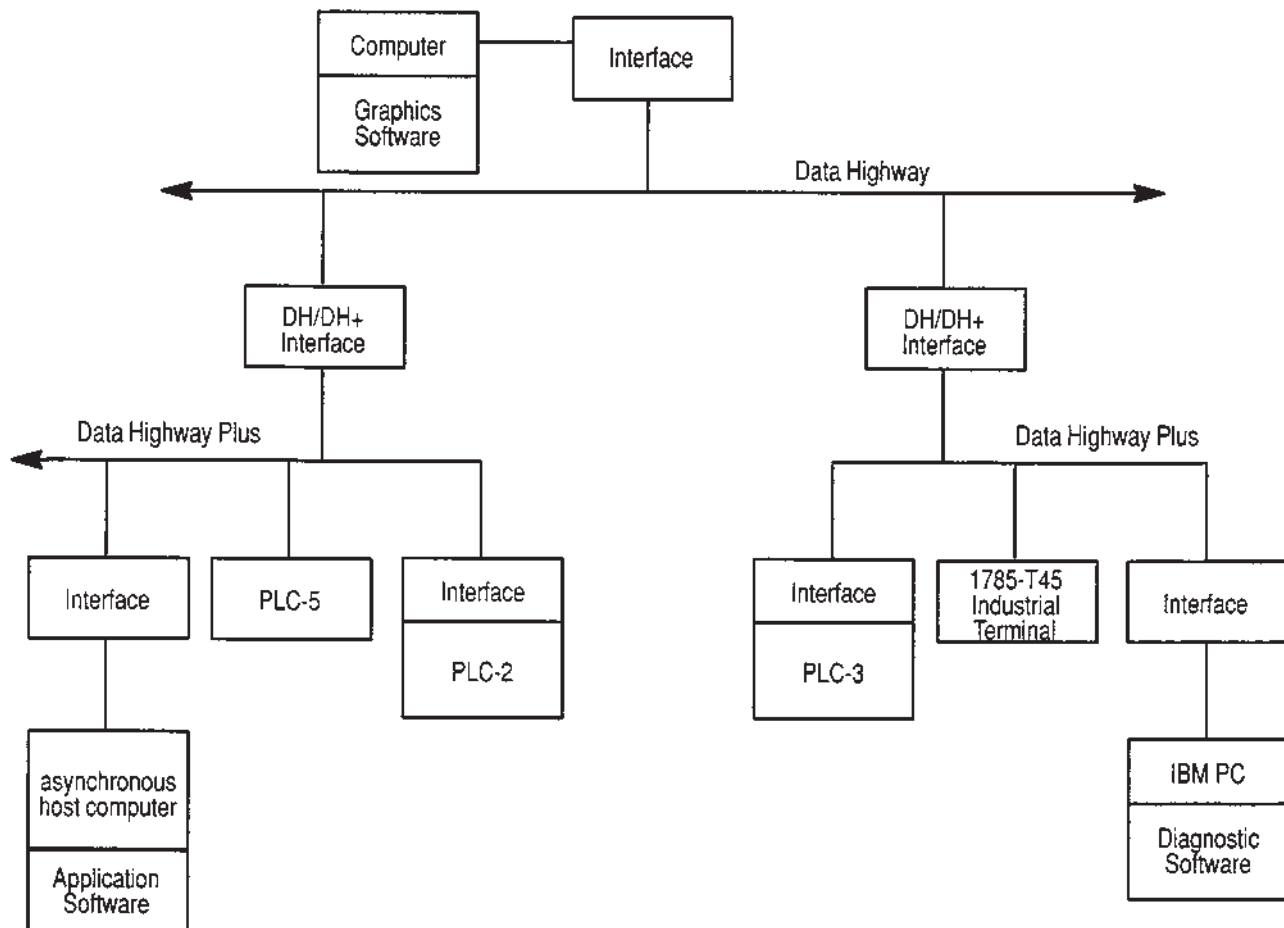


Introducing Data Highway Plus

The Allen-Bradley Data Highway Plus (figure 1) is an economical baseband local area network (LAN) that provides:

- remote programming capabilities
- industrial-hardened interfaces
- easy reconfiguration to meet changing manufacturing needs

Figure 1
A Typical Data Highway Plus Configuration



Data Highway Plus features:

- remote programming of any PLC-2, PLC-3, or PLC-5 on your network with Allen-Bradley 6200 Series Software
- direct connection to PLC-5s and Industrial Programming Terminals
- transparent connectivity with Data Highway, Data Highway II, and broadband networks
- token-passing protocol that provides efficient and reliable data transport

You can use Data Highway Plus alone in smaller applications (generally less than 20 nodes) or with other industrial networks as part of a plant-wide Computer Integrated Manufacturing (CIM) facility. You can also use Data Highway Plus with a variety of networks, devices, and software packages. Use the table below to find the information you are interested in.

To Find Out About:	See Page:
The Cabling System:	
Trunkline and Droplines	3
Station Connectors and Terminators	4
Using Hardware interfaces to Connect:	
Asynchronous Devices	6
Personal Computers	7
PLC-2 Family Programmable Controllers	9
PLC-3 Family Programmable Controllers	10
PLC-5 Family Programmable Controllers	11
Industrial Programming Terminals	11
Connecting Data Highway Plus to:	
Data Highway	12
Data Highway II	14
Broadband Networks	17
Network Software You Can Use:	
6001-NET Series Communication Software	19
6001-F1E Standard Driver Software	19
6001-F3E Diagnostic Software	20
Remote Programming With 6200 Series Software	20
Ordering Information	21
Where to Read More	23
Specifications	24

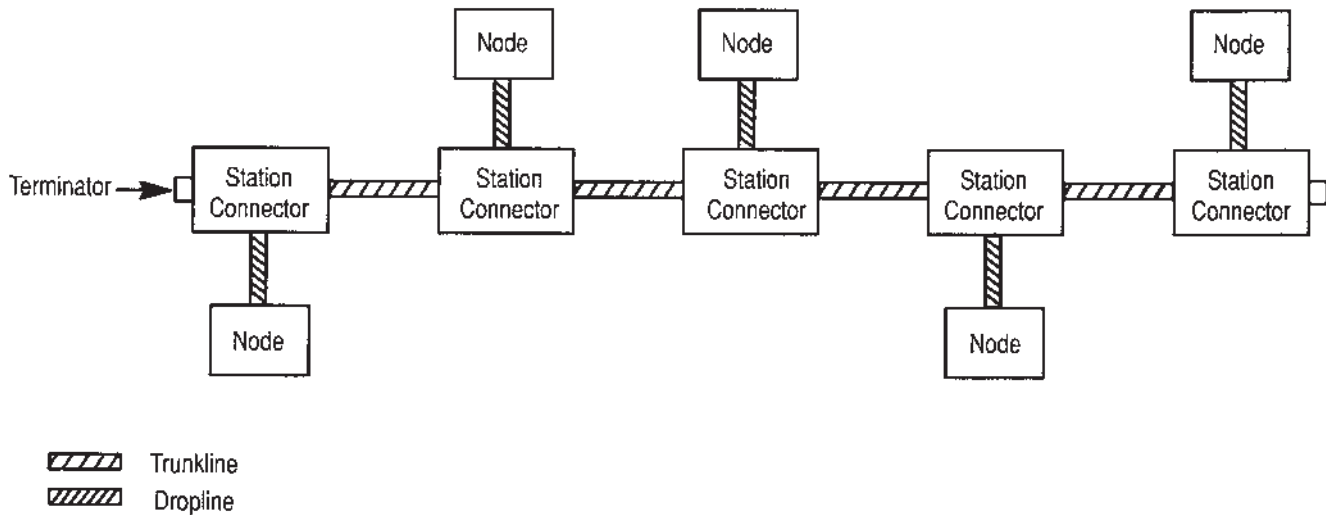
Data Highway Plus Cabling

Cabling provides the medium for transporting data between nodes.

Your Data Highway Plus cabling system consists of the following parts (figure 2):

- a trunkline
- droplines
- station connectors and terminators

Figure 2
Components of a Data Highway Plus Cable System



Important: Do not put Data Highway or Data Highway II nodes directly on a Data Highway Plus trunkline.

Trunkline and Droplines

The Data Highway Plus trunkline is the main channel of communication on the network. The trunkline is twinaxial cable with a maximum length of 10,000 feet.

Droplines connect each node to the trunkline and are made of the same cable as the trunkline. A dropline can be up to 100 feet long. Allen-Bradley offers a 15-pin female connector kit (catalog no. 1771-XE) that you can use to connect the dropline to the node.

When planning and installing your cable system:

- use only the cable specified in the Ordering Information section of this document
- isolate the cable from high amounts of electrical noise or high voltage
- avoid tension by providing some slack in the cable

For more information on Data Highway Plus cabling, refer to the Data Highway Cable Assembly and Installation Manual (publication 1770-6.2.1).

Station Connectors and Terminators

A station connector (catalog no. 1770-SC) connects the dropline from a hardware interface to the trunkline. Station connectors include a 150-ohm terminating resistor to maintain the proper impedance on the network.

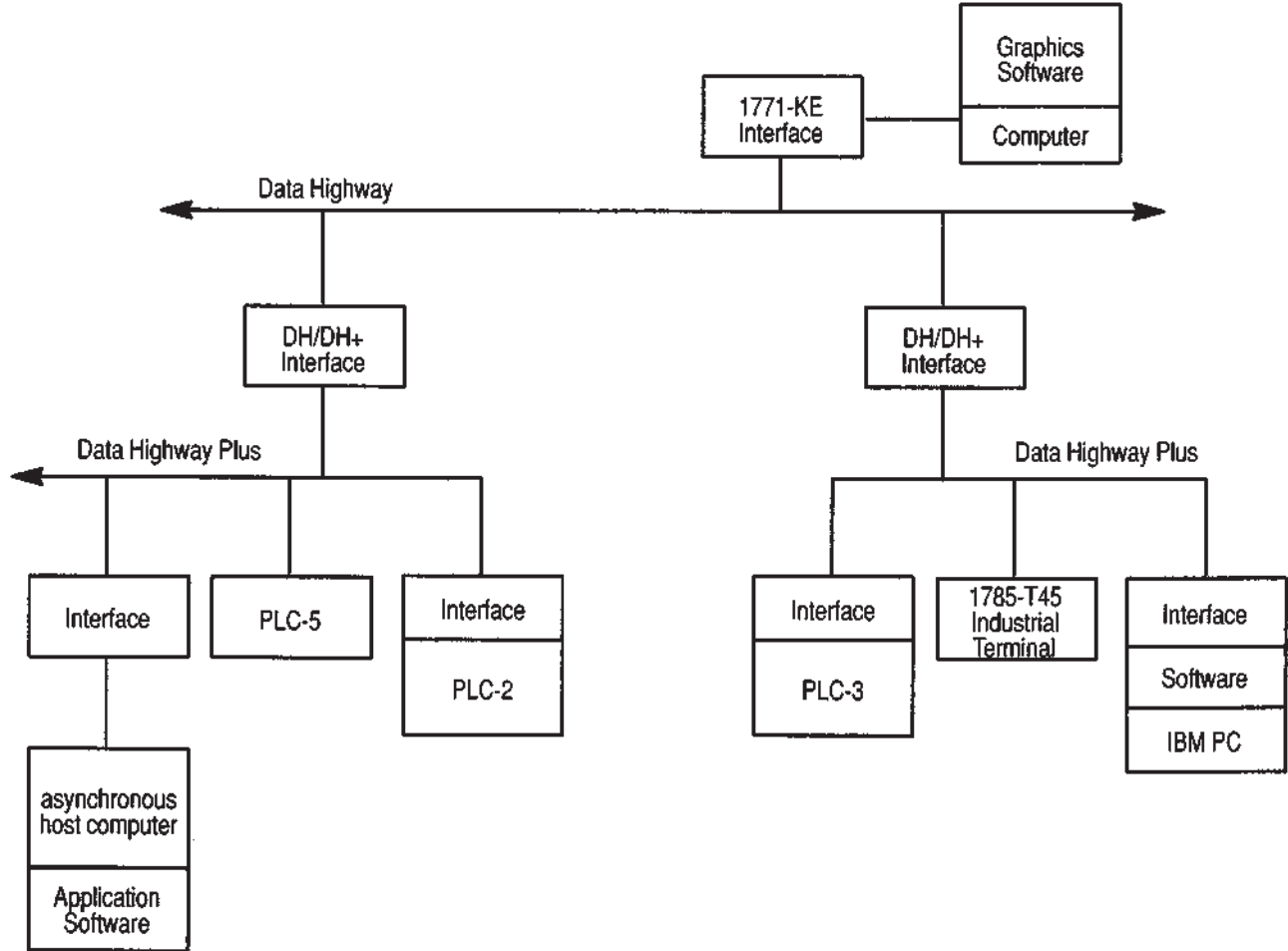
Using Interfaces to Connect to Data Highway Plus

Devices send and receive data over your Data Highway Plus network through hardware interfaces. The devices you can connect to your Data Highway Plus network and their required hardware interfaces are listed here:

To Connect This Device:	Use This Interface
Desktop RS-232-C or RS-422-A Compatible	1770-KF2 Data Highway/Data Highway Plus Asynchronous Interface Module
Industrial RS-232-C or Compatible	1785-KE Communication Interface Module
T-50, T-35, and IBM PC/XT/AT Compatible	1784-KT Processor Communication Interface Module
T-45 Industrial Terminal	1784-KL Industrial Hardware Interface
PLC-2 Family Programmable Controller	1785-KA3 Data Highway Plus PLC-2 Family Communication Adapter Module
PLC-3 Family Programmable Controller	1775 -S5, -SR5 PLC3 Family I/O Scanner Communication Adapter Module
PLC-5 Family Programmable Controller	(built-in)

You connect these interfaces to droplines on your cable system (figure 3). The following sections discuss the hardware interfaces you use to connect various devices to your Data Highway Plus network.

Figure 3
A Typical Configuration of Data Highway Plus Interfaces



The 1770-KF2 Asynchronous Interface Module

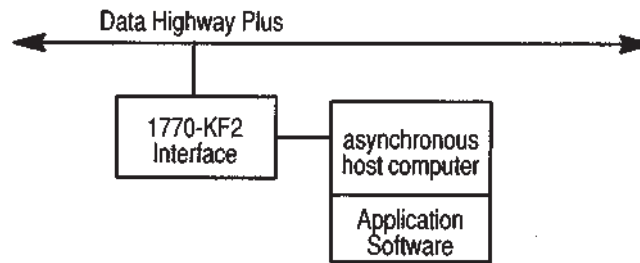
The 1771-KF2 Series B RS-232-C/RS-422-A device interface allows an intelligent asynchronous device to communicate over either of these networks:

- Data Highway Plus
- Data Highway

To find out about the Data Highway network, refer to the Data Highway Local Area Network Overview (publication 1770-2.39).

The 1770-KF2 Series B is a desktop module intended for use in an office environment. It supports baud rates from 110 to 9600. Typical applications include connecting host computers and personal computers to your Data Highway Plus network (figure 4).

Figure 4
A Host Computer on a Data Highway Plus Configuration



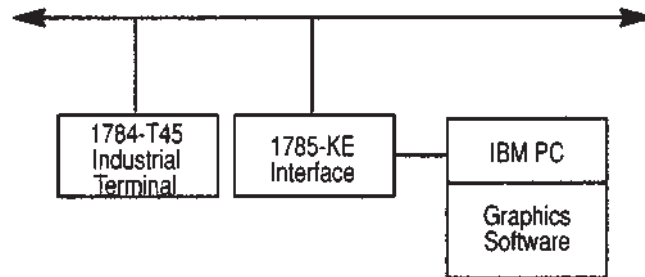
Specifications for the 1770-KF2 are listed on page 24.

The 1785-KE Communication interface Module

Use the 1785-KE to connect an asynchronous device to your Data Highway Plus network in plant floor applications (figure 5). You install the 1785-KE in a 1771 I/O chassis.

The 1785-KE can connect RS-232-C devices (such as computers and graphics software) to your Data Highway Plus network using a baud rate of up to 19.2 Kb. You can also use the 1785-KE as a slave interface between a Data Highway Plus network and a SCADA master. For more information on SCADA applications, refer to the Allen-Bradley SCADA Applications Guide (publication CMGI-11.2).

Figure 5
Computer with Graphics Software on a Data Highway Plus Configuration



Specifications for the 1785-KE are listed on page 27.

The 1784-KT, -KL Hardware Interfaces

The 1784-KT is a half-slot IBM PC/XT/AT-compatible card that allows you to connect personal computers directly to your Data Highway Plus network (figure 6). The 1784-KL is a 2-card set that allows you to connect an Allen-Bradley T45 Portable Programming Terminal directly to Data Highway Plus.

Used with the 6200 Series software, both the 1784-KT and -KL allow direct communication between a computer and PLC-2s, PLC-3s, and PLC5s. You install the 1784-KT directly in your PC XT- or AT-bus. The 1784-KL is used only in the Allen-Bradley T45 Portable Programming Terminal.

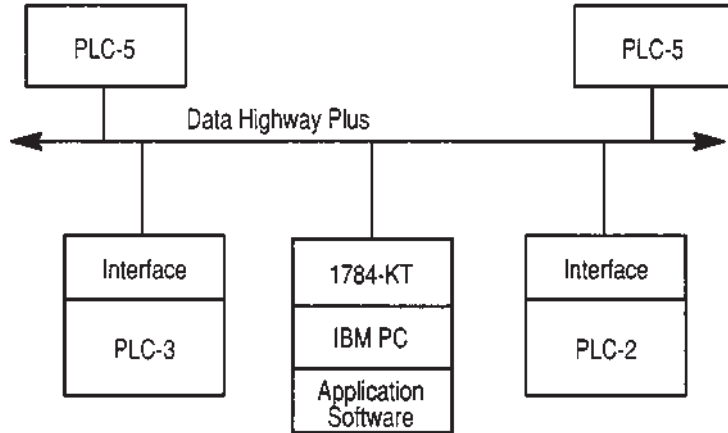
The 1784-KT, with Allen-Bradley's 6001-F1E Standard Driver software, allows:

- user application programs to access Data Highway Plus, with a baud rate of 57.6 Kb. This provides greater throughput than was previously possible for user written applications.
- direct communication between a personal computer and PLC-2s, PLC-3s, and PLC-5s.

See page 11 for more information on Allen-Bradley Industrial Programming Terminals and page 19 for information on Data Highway Plus software.

For more information on the 1784-KT, refer to the Processor Communication Interface Module Installation Data Sheet (publication 1784-2.17). For information on the T45/1784-KL refer to the T45 User's Manual (publication 1784-6.5.7).

Figure 6
A Personal Computer with 1784-KT on a Data Highway Plus Configuration



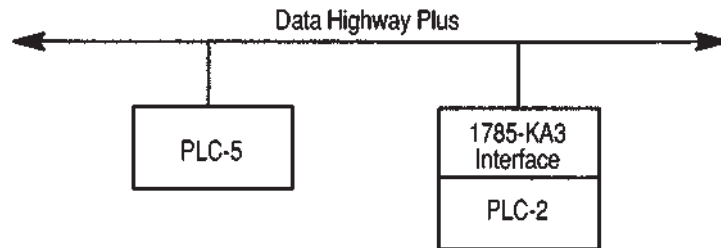
Specifications for the 1784-KL, -KL are listed on page 25.

The 1784-KA3 PLC-2 Family Adapter Module

You can connect a PLC-2 family programmable controller to your Data Highway Plus network using the 1784-KA3 interface mounted in a Bulletin 1771 I/O chassis (figure 7).

For more information on the 1785-KA3, refer to the 1785-KA3 User's Manual (publication 1785-6.5.3).

Figure 7
A PLC-2 Family Programmable Controller on a Data Highway Plus Configuration

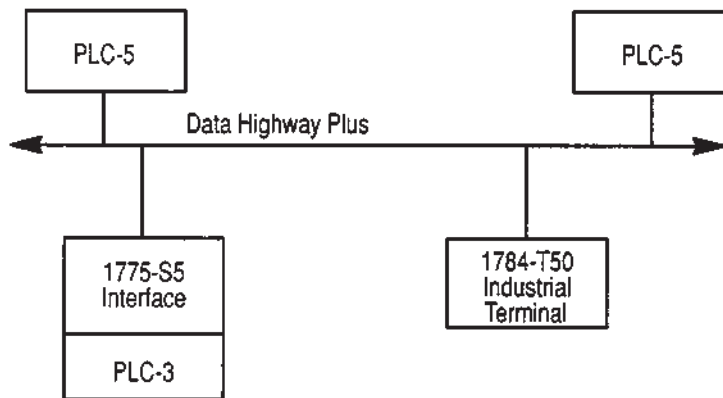


Specifications for the 1785-KA3 are listed on page 26.

The 1775-S5, -SR5 PLC-3 Family I/O Scanner Module

You connect a PLC-3 family programmable controller to your Data Highway Plus network with a 1775-S5, -SR5 I/O Scanner Module (figure 8).

Figure 8
A PLC-3 Family Programmable Controller on a Data Highway Plus Configuration



The 1775-S5, -SR5 provides four I/O channels for a maximum of 4,096 I/O points. You can use the 1775-S5, -SR5 as a Data Highway Plus (or Data Highway) interface, leaving three I/O channels for a maximum of 3,072 I/O points. This allows you to access both remote I/O communications and Data Highway Plus communications with one 1775-S5 or -SR5 interface.

The 1775-S5 requires a PLC-3 chassis or expander chassis for operation. The 1775-SR5 requires a slot in a PLC-3/10. See the section entitled Ordering Information in this publication for the appropriate catalog number.

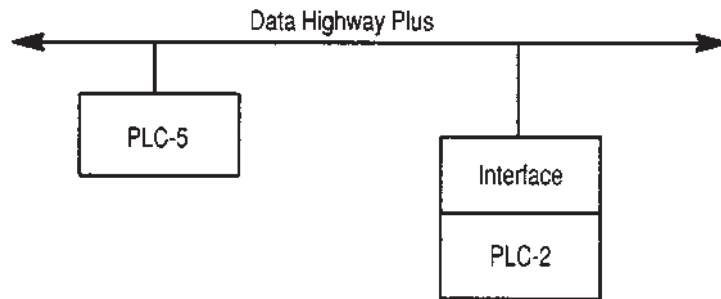
To find out more, refer to the I/O Scanner-Communication Adapter Module Product Data (publication 1775-2.24).

Specifications for the 1775-S5, -SR5 are listed on page 25.

Connecting a PLC-5 Family Programmable Controller

The PLC-5 family of programmable controllers has a built-in interface for the Data Highway Plus network. No additional hardware is required to connect your PLC-5 to a Data Highway Plus dropline (figure 9).

Figure 9
A PLC-5 Family Programmable Controller on a Data Highway Plus Configuration

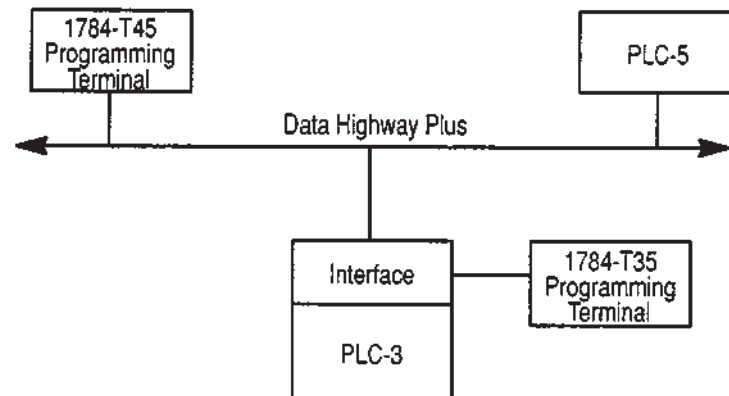


Connecting Allen-Bradley Industrial Programming Terminals

The Allen-Bradley Programming Terminals are IBM PC/XT/AT based computers you can use to program PLC-2, PLC-3, and PLC-5 family programmable controllers (figure 10). You can connect them:

- to the programmable controller or interface
- directly to a Data Highway Plus network

Figure 10
Programming Terminals on a Data Highway Plus Configuration



There are three programming terminals available:

- 1784-T45 lap-top terminal
- 1784-T35 rack-mounted terminal
- 1784-T50 workstation

All are available with 20 megabyte hard disk drives and run the 6200 Series software to perform online data manipulation, I/O forcing, creation of contact histograms, and online program testing and editing.

Connecting Data Highway Plus to Other Networks

The networks you can connect to Data Highway Plus and their corresponding hardware interfaces are listed below.

To Connect Data Highway Plus to:	Use This Interface:
Data Highway	1785-KA Communication Adapter Module
Data Highway II	1779-KP5 Interface Module
Broadband Cable Trunkline	1771-KRF Broadband Communication Interface

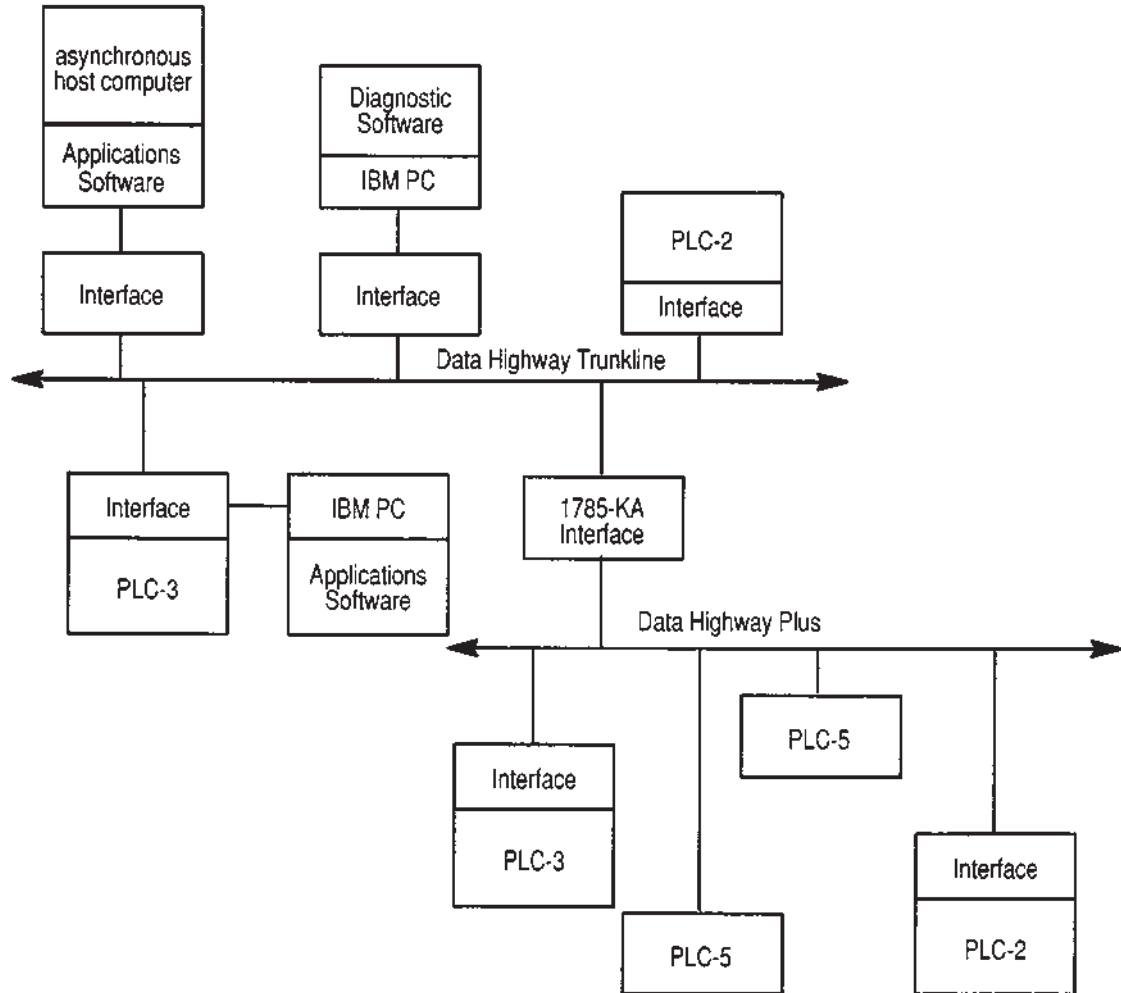
The following sections discuss the above hardware interfaces.

The 1785-KA Communication Adapter Module

You can connect one or more Data Highway Plus networks to an existing Data Highway network using an Allen-Bradley 1785-KA interface (figure 11). You can also use the 1785-KA to interconnect several Data Highway Plus subnetworks via a Data Highway trunkline. You mount the 1785-KA in a Bulletin 1771 I/O chassis.

Specifications for the 1785-KA are listed on page 25.

Figure 11
A Data Highway/Data Highway Plus Configuration



Important: A computer connected to Data Highway Plus through a RS-232-C interface module can access nodes on the local Data Highway Plus network. It cannot access nodes on Data Highway or on a remote Data Highway Plus (through the 1785-KA). A PLC on Data Highway Plus can access nodes on the Data Highway and remote Data Highway Plus.

Also, Data Highway nodes cannot access a computer that is connected to Data Highway Plus through a RS-232-C interface module. However, Data Highway nodes can access a computer connected to Data Highway Plus if the computer is using the 1784-KT with version 1.3 or later of the 6001-F1E Standard Driver Software.

A computer that is connected to Data Highway Plus and is using the 1784-KT with version 1.3 or later of the 6001-F1E Standard Driver Software can access nodes on Data Highway or a remote Data Highway Plus (through the 1785-KA).

To find out about the Data Highway network and what it can do for you, refer to the Data Highway Local Area Network Overview (publication 1770-2.39).

The 1779-KP5 Interface Module

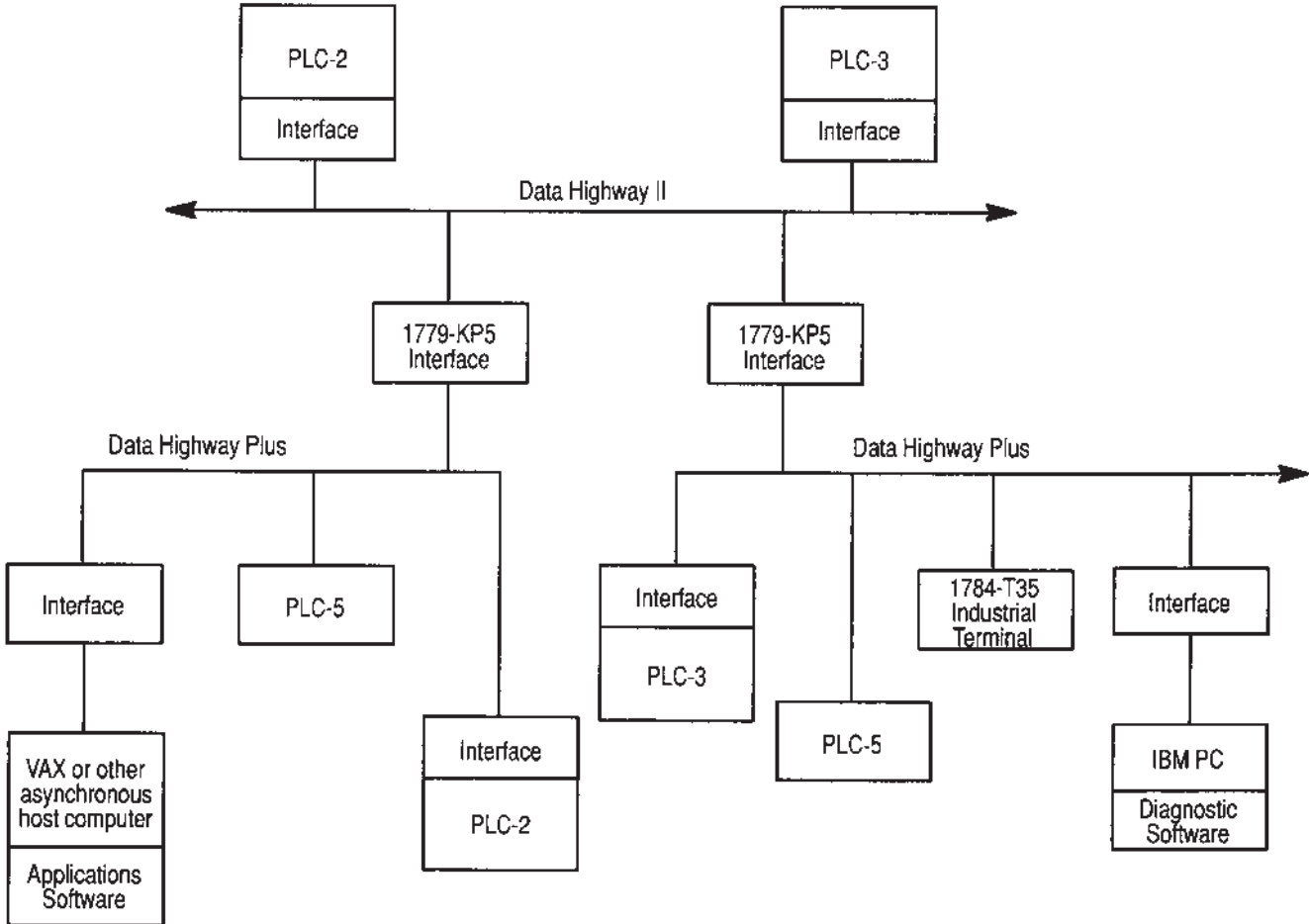
You can connect one or more Data Highway Plus networks to your Data Highway II network using an Allen-Bradley 1779-KP5 interface. This is also how you attach PLC-5 family controllers to a Data Highway II network.

You can also use the 1779-KP5 to connect a Data Highway II network as a high-speed communications link between several Data Highway Plus subnetworks (figure 12).

The 1779-KP5 is a stand-alone module and is available as a redundant cable system (catalog no. 1779-KP5R).

Important: You can send commands to Data Highway II from Data Highway Plus if the Data Highway Plus node addresses are 002 through 020 (octal). You may assign other valid addresses on your Data Highway Plus network, but these nodes will be unable to initiate messages to Data Highway II devices.

Figure 12
Data Highway Plus Networks connected by Data Highway II



Specifications for the 1779-KP5 are listed on page 26.

Important: A computer connected to Data Highway Plus through a RS-232-C interface module can access nodes on the local Data Highway Plus network. It **cannot** access nodes on Data Highway or on a remote Data Highway Plus (through the 1785-KA). A PLC on Data Highway Plus can access nodes on the Data Highway and remote Data Highway Plus.

Also, Data Highway nodes **cannot** access a computer that is connected to Data Highway Plus through a RS-232-C interface module. However, Data Highway nodes can access a computer connected to Data Highway Plus if the computer is using the 1784-KT with version 1.3 or later of the 6001-F1E Standard Driver Software.

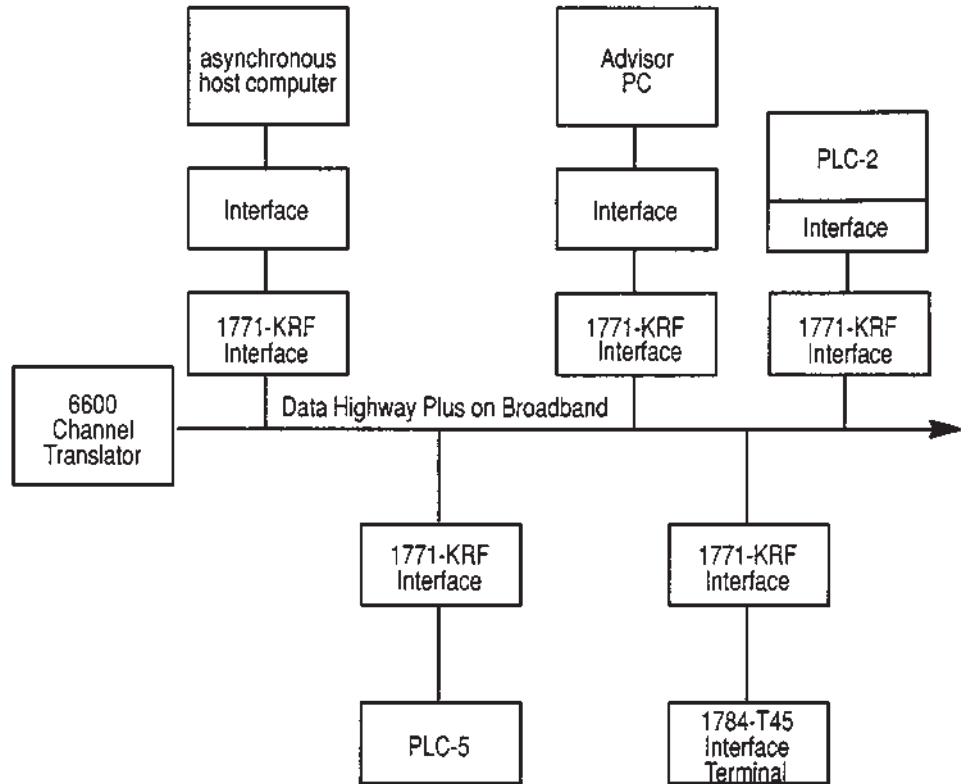
A computer that is connected to Data Highway Plus and is using the 1784-KT with version 1.3 or later of the 6001-F1E Standard Driver Software can access nodes on Data Highway or a remote Data Highway Plus (through the 1785-KA).

To find out more about the Data Highway II network and what it can do for you, refer to the Data Highway II Local Area Network Overview (publication 1779-2.10).

The 1771-KRF Broadband Communication Interface

You can connect one or more Data Highway Plus networks to a broadband cable network using the Allen-Bradley 1771-KRF interface module (figure 13).

Figure 13
A Typical Broadband Data Highway Plus Configuration

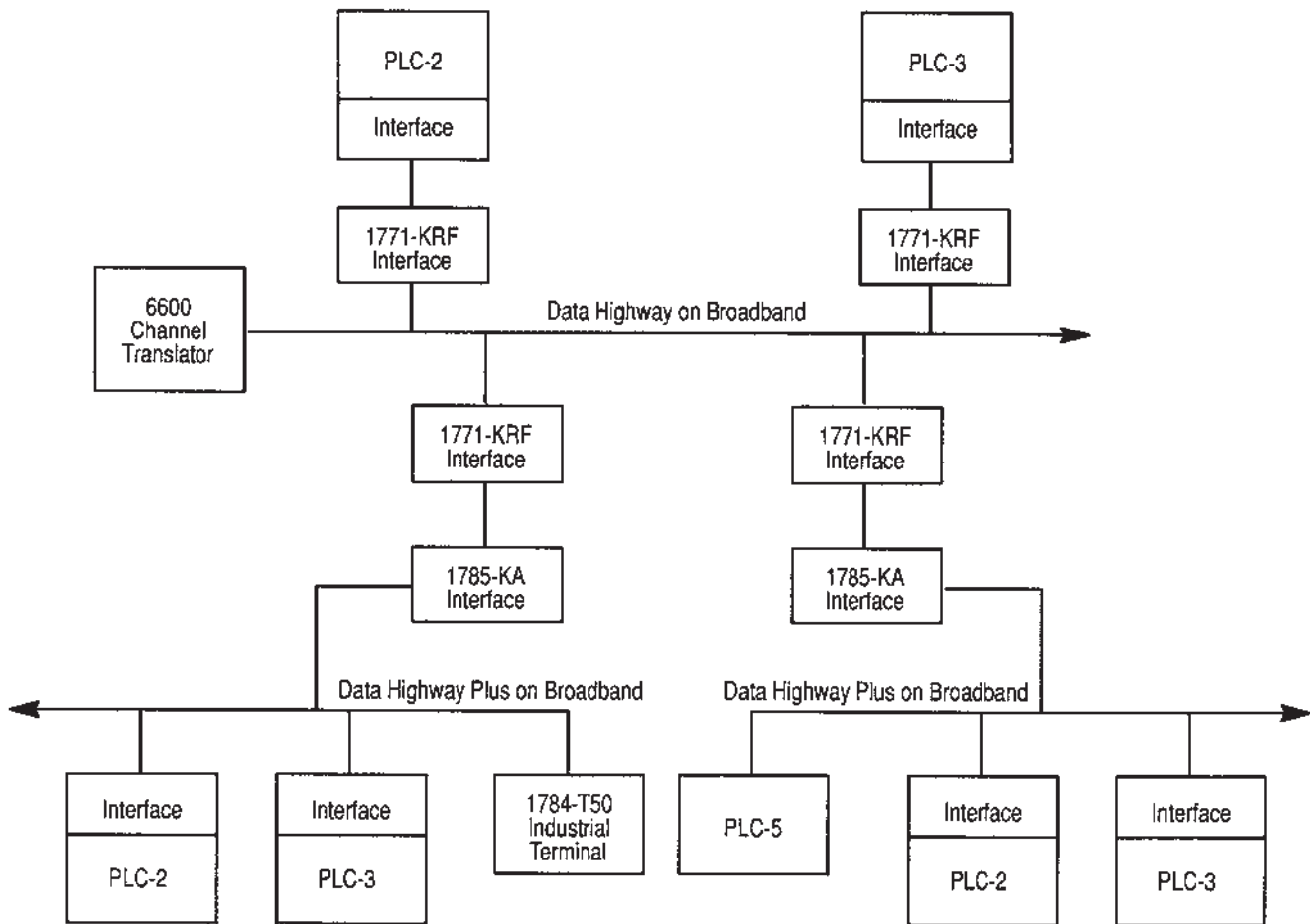


The KRF receives input signals from a Data Highway Plus module and transmits them on a broadband cable. This allows you to transmit the Data Highway Plus protocol directly over the broadband, creating a Data Highway Plus link on a broadband cable instead of on the standard twinaxial baseband cable. The 1771-KRF requires a single slot in an I/O rack.

You can use a KRF module in conjunction with a 1785-KA Data Highway/Data Highway Plus communication adapter module to connect a single Data Highway Plus baseband network to a Data Highway broadband network.

You can also use the 1771-KRF with a 1785-KA to connect Data Highway Plus sub-networks to a broadband Data Highway trunkline (figure 14).

Figure 14
Baseband Data Highway Plus Networks Connected to a Broadband Data Highway Trunkline



Specifications for the 1771-KRF are listed on page 24.

If you connect individual Data Highway Plus stations to a broadband cable network, you must have one KRF module for each station.

The KRF is frequency agile over 18 sub-channel pairs. This allows up to 18 Data Highway Plus links to operate on a single broadband cable system.

To implement any Data Highway Plus-broadband cable connection, you must:

- have an Allen-Bradley 6600 Channel Translator at the head-end of the broadband cable system
- verify that the KRF has been tested with the Data Highway Plus module you intend to connect. Refer to the 1771-KRF User's Manual (publication 1771-6.5.59).

Data Highway Plus Software

This section describes the following Data Highway Plus software packages:

- 6001-NET Series Communication Software
- 6001-F1E Standard Driver Software
- 6001-F3E Diagnostic Software
- 6200 Series Programming Software

6001-NET Series Communication Software

The 6001-NET Series software enables an application program running on your VAX computer to communicate on a Data Highway Plus network (through a 1785-KE or 1770-KF2 asynchronous interface).

The 6001-NET Series software has the following features:

- predefined Data Highway Plus QIO commands you can use in your application programs
- a control processor capable of handling multiple applications
- a network database that allows you to configure your network to be independent of your applications
- diagnostic software to test your network

To find out more about 6001-NET Series software, refer to the Data Highway, Data Highway II, and Data Highway Plus Network Software Overview (publication 6006-2.3).

6001-F1E Standard Driver Software

The 6001-F1E Standard Driver software (used with the 1784-KT interface module) lets a user application program access the Data Highway Plus communication network.

The 6001-F1E software provides:

- a high-speed (57.6 Kb) interface for personal computers in data acquisition and control applications
- simple user interface “C” language function calls
- communications between personal computers and PLC-2s, PLC-3s, and PLC-5s on a Data Highway Plus network

To find out more about the 6001-F1E software, refer to the 6001-F1E Standard Driver Product Profile (publication 6001-1.1).

6001-F3E Diagnostic Software

You install the 6001-F3E diagnostic software on your IBM PC/XT, PC/AT, or compatible personal computer. The 6001-F3E software uses high-resolution color graphs and tables to:

- give you an overview of the characteristics of each node on your Data Highway Plus network
- display the diagnostic counters for any node on your network to help you spot potential problems
- plot the distribution of response times for variable and fixed-size messages so you can determine the range of message sizes that will optimize your network’s performance

To find out more about 6001-F3E diagnostic software, refer to the Data Highway Diagnostic Software Product Data (publication 6001-2.3).

Remote Programming With the 6200 Series Software

The 6200 Series software allows you to program PLC-2, PLC-3, or PLC-5 family controllers from an IBM PC compatible on your Data Highway Plus network. You can connect Allen-Bradley’s IBM-compatible 1784-T45 or 1784-T50 workstation directly to Data Highway Plus.

To find out more about 6200 Series software, refer to the following publications:

- PLC-2 Program Development Software Profile (publication 6200-1.7)
- PLC-3 Program Development Software Profile (publication 6200-1.8)
- PLC-5 Programming Software Profile (publication 6200-1.9)

Ordering Information

This section contains information about ordering the following components for your Data Highway Plus network:

- cabling system
- network software
- hardware interfaces

Cabling System

To construct a Data Highway Plus cabling system you need to order a station connector (catalog no. 1770-SC) for each node on your network. You will also need twinaxial cable for both the trunkline and droplines. The twinaxial cable for your network must be either:

- Allen-Bradley catalog no. 1770-CD

OR

- Belden part no. 9463

Important: Any other cable will result in unreliable performance on your Data Highway Plus network.

For more information on cabling hardware, refer to the Data Highway Cable Assembly and Installation Guide (publication 1770-6.2.1).

Network Software

Use the table below to order the software you need:

To Order:	For This Equipment:	Use Catalog No:
6001-NET Series Network Software	VAX with VMS 5.0	6001-A1DB (1600 BPI magnetic tape)
	MicroVAX with VMS 5.0	6001-G1DB (TK50 tape cartridge)
6001-F1E Standard Driver Software	IBM PC/XT/AT Compatible with PC DOS version 2.X or 3.X	6001-F1E (used with 1784-KT)
6001-F3E Diagnostic Software	IBM PC/XT/AT Compatible with PC DOS version 3.X	6001-F3E
6200 Series Software		Contact your local Allen-Bradley sales office

Hardware Interfaces

The following table describes each interface and the catalog number you should use to order it.

Interface for:	Description:	Catalog No.:
IBM PC/XT/AT compatible	allows a personal computer to communicate over Data Highway Plus; also allows direct connection from pc to PLC-2s, PLC-3s, PLC-5s	1784-KT
RS-232-C compatible device used in industrial environments	allows an RS-232-C compatible device to communicate over Data Highway Plus	1785-KE
RS-232-C/RS-422-A compatible device in a control room environment	allows an RS-232-C/RS-422-A compatible device to communicate over Data Highway Plus	1770-KF2 Series B
PLC-2 Family Programmable Controller	allows your PLC-2 programmable controller to communicate over Data Highway Plus requires a slot in a 1771 I/O chassis	1785-KA3
PLC-3 Family Programmable Controller	allows your PLC-3 programmable controller to communicate over Data Highway Plus. Includes a 3-channel I/O scanner requires a slot in a PLC-3 chassis or expander chassis. Use: <ul style="list-style-type: none"> ▪ 1775-S5 with PLC-3 ▪ 1775-SR5 with PLC-3/10 	1775-S5, -SR5
Data Highway II/Data Highway Plus	allows you to connect a Data Highway Plus network to your Data Highway II network Use: <ul style="list-style-type: none"> ▪ 1779-KP5R with redundant cable systems ▪ 1779-KP5 with non redundant cable systems 	1779-KP5, -KP5R
Data Highway/Data Highway Plus	allows you to connect a Data Highway Plus Network to your Data Highway network requires a slot in a 1771 I/O chassis	1785-KA
Data Highway Plus/Broadband	allows you to: <ul style="list-style-type: none"> ▪ connect individual Data Highway Plus stations to a broadband Data Highway Plus trunkline ▪ connect one or more baseband Data Highway Plus networks to a broadband Data Highway trunkline requires a slot in a 1771 I/O chassis	1771-KRF

Where to Read More

To find out more about the products mentioned in this overview, refer to these publications:

Publication Title	Publication Number:
Data Highway II Overview	1779-2.10
Data Highway Overview	1770-2.39
SCADA Applications Guide	CMGI-11.2
Data Highway, Data Highway II, Data Highway Plus Network Software Overview	6006-2.3
Data Highway Diagnostic Software Product Data	6001-2.3
Standard Driver Product Profile	6001-1.1
I/O Scanner Communication Adapter Module Product Data	1775-2.24
PLC-5 Family Processor Product Data	1785-2.1
T50/T45 Industrial Terminal Product Data	1784-2.1
PLC-2 Program Development Software Profile	6200-1.7
PLC-3 Program Development Software Profile	6200-1.8
PLC-5 Programming Software Profile	6200-1.9
Data Highway Cable Assembly and Installation	1770-6.2.1
Data Highway/Data Highway Plus Protocol and Command Set Reference Manual	1770-6.5.16
Data Highway or Data Highway Plus/Asynchronous (RS-232-C or RS-422-A) Interface Module (1770-KF2) User's Manual	1170-6.5.13
Data Highway Plus to Data Highway Interface Module (1785-KA) User's Manual	1785-6.5.1
Data Highway Plus RS-232-C Interface Module (1785-KE) User's Manual	1785-6.5.2
Data Highway Plus PLC-2 Family Communication Adapter Module (1785-KA3) User's Manual	1785-6.5.3

These publications are available from Allen-Bradley. Contact your local Allen-Bradley sales office for more information.

Specifications

1770-KF2	
Power Requirements	<ul style="list-style-type: none"> 0.30 A @ 115/230 VAC
Maximum Baud Rate	<ul style="list-style-type: none"> 19.2kbps
Interface Ports	<ul style="list-style-type: none"> RS-232-C/RS-422-A compatible device Data Highway or Data Highway Plus dropline
Additional Cabling	You must construct a cable to connect the 1770-KF2 to your asynchronous device. The 1770-KF2 25-pin connector has the following pinout:

Signal	RS-232-C Pin:	RS-422-A Pin:
protective ground	1	1
transmitted data (TXD)	2	
received data (RXD)	3	
request to send (RTS)	4	
clear to send (CTS)	5	
data set ready (DSR)	6	
signal ground (GND)	7	
data carrier detect (DCD)	8	
data terminal ready (DTR)	20	
transmitted data A (TDA) 14		14
transmitted data B (TDA)		25
received data A (RDA)		16
received data B (RDB)		18

Refer to the 1770-KF2 Series B User's Manual (publication 1770-6.5.13) for more information on the 1770-KF2 connector pinouts.

Environment	
Operational Temperature Rating:	<ul style="list-style-type: none"> 32 to 113°F (0 to 45°C) operational
Humidity Rating:	<ul style="list-style-type: none"> 10 to 80% noncondensing

1770-KRF

Power Requirements	<ul style="list-style-type: none"> 1.5 A @ 5 VDC
Interface Ports	<ul style="list-style-type: none"> Data Highway or Data Highway Plus dropline broadband (coaxial cable) dropline
Additional Cabling	No additional cabling is needed.
Environment	
Operational Temperature Rating:	<ul style="list-style-type: none"> 32 to 140°F (0 to 60°C)
Humidity Rating:	<ul style="list-style-type: none"> 5 to 95% non-condensing

1775-S5, -SR5

Power Requirements	Max. of 2.5 A @ 5 VDC from PLC-3 chassis backplane
Interface Ports	<ul style="list-style-type: none"> ▪ plugs into PLC-3 (1775-S5) or PLC-3/10 (1775-SR5) backplane ▪ up to four I/O channels, for a total of 4,096 I/O points (only three I/O channels may be used when you are using the module as a Data Highway or Data Highway Plus interface) ▪ Data Highway Plus dropline
Additional Cabling	No additional cabling is necessary to use this module as a Data Highway Plus interface, other than the Data Highway Plus drop cable.

1784-KT, .KL

Power Requirements 1784-KT: 1784-KL:	<ul style="list-style-type: none"> ▪ 0.4A@+5VDC ▪ 0.04 A @ +/-12 VDC ▪ .5 A @ 5 VDC ▪ .1 A @ +12 VDC
Maximum Baud Rate	<ul style="list-style-type: none"> ▪ 57.6 kbps (Data Highway Plus)
Interface Ports	<ul style="list-style-type: none"> ▪ Data Highway Plus dropline ▪ PLC-2 serial interface ▪ PLC-3 serial interface
Additional Cabling	<p>You must order the appropriate Allen-Bradley cable to connect the 1784-KT or -KL directly to your PLC:</p> <ul style="list-style-type: none"> ▪ PLC-2 requires part no. 1784-CP2 ▪ PLC-3 requires part no. 1784-CP3 ▪ PLC-5 requires part no. 1784-CP
Environment Operational Temperature Rating: Humidity Rating:	<ul style="list-style-type: none"> ▪ 32 to 130° F (0 to 55° C) operational ▪ 5 to 95% non-condensing

1785-KA

Power Requirements	1.2 A @ 5 VDC – supplied by Bulletin 1771 I/O chassis backplane
Interface Ports	<ul style="list-style-type: none"> ▪ a Data Highway dropline ▪ a Data Highway Plus dropline ▪ an Allen-Bradley Industrial Terminal (Series 1784)
Additional Cabling	You must construct a cable to connect the 1785-KA to an industrial terminal. Refer to the 1785-KA User's Manual (publication 1785-6.5.1) for the 1785-KA industrial terminal connector pinouts.

1785-KA3	
Power Requirements	1.2 A @ 5 VDC – supplied by Bulletin 1771 I/O chassis backplane
Interface Ports	<ul style="list-style-type: none"> ▪ PLC-2 family programmable controller ▪ a Data Highway Plus dropline ▪ 1784-T50 Industrial Workstation
Additional Cabling	<p>You must order the appropriate Allen-Bradley cable to connect the 1785-KA3 directly to your PLC-2:</p> <ul style="list-style-type: none"> ▪ 1771-CR (10'6") ▪ 1771-CN(1'6") ▪ 1771-CO (3')
1779-KP5	
Redundant Cabling	To use with a redundant cabling system, order catalog no. 1779-KPSR
Power Requirements	powered by 115 or 230 VAC
Interface Ports	<ul style="list-style-type: none"> ▪ Data Highway II dropline ▪ a Data Highway Plus dropline ▪ 1784-T50 Industrial Workstation
Additional Cabling	<p>You must construct a cable to connect the 1779-KP5, -KP5R to an industrial terminal. Refer to the 1779-KP5, -KP5R User's Manual (publication 1779-6.5.6) for 1779-KP5, -KP5R industrial terminal connector pinouts.</p>

1785-KE	
Communication Rates	<ul style="list-style-type: none"> ▪ Data Highway Plus: 57,600 bits per second ▪ RS-232-C Port:
Functions	<ul style="list-style-type: none"> ▪ Interface a programmable RS-232-C compatible device with an Allen-Bradley Data Highway Plus network
Location	<ul style="list-style-type: none"> ▪ 1771 I/O Rack
Communication Ports	<ul style="list-style-type: none"> ▪ Data Highway Plus: 3-screw terminal block ▪ 1784-T50 Terminal: 9-pin male EIA D-shell connector ▪ Asynchronous (RS-232-C): 15-pin female EIA D-shell connector
Cabling	<ul style="list-style-type: none"> ▪ Asynchronous RS-232-C: Data Terminal Interface Cable (cat. no. 1770-CG or equivalent) or Modem Interface Cable (cat. no. 1770-CP or equivalent) ▪ Data Highway Plus: User-supplied Data Highway Plus dropline cable (Belden 9463)
Power Requirements	<ul style="list-style-type: none"> ▪ 1.2 A @ 5 VDC
Ambient Temperature Rating	<ul style="list-style-type: none"> ▪ 32 to 140°F (0 to 60°C) operational ▪ -40 to 185°F (-40 to 85°C) storage
Ambient Humidity Rating	<ul style="list-style-type: none"> ▪ to 95% noncondensing



ALLEN-BRADLEY
A ROCKWELL INTERNATIONAL COMPANY

As a subsidiary of Rockwell International, one of the world's largest technology companies — Allen-Bradley meets today's challenges of industrial automation with over 85 years of practical plant-floor experience. More than 11,000 employees throughout the world design, manufacture and apply a wide range of control and automation products and supporting services to help our customers continuously improve quality, productivity and time to market. These products and services not only control individual machines but integrate the manufacturing process, while providing access to vital plant floor data that can be used to support decision-making throughout the enterprise.

With offices in major cities worldwide

**WORLD
HEADQUARTERS**
Allen-Bradley
1201 South Second Street
Milwaukee, WI 53204 USA
Tel: (1) 414 382-2000
Telex: 43 11 016
FAX: (1) 414 382-4444

**EUROPE/MIDDLE
EAST/AFRICA
HEADQUARTERS**
Allen-Bradley Europe B.V.
Amsterdamseweg 15
1422 AC Uithoorn
The Netherlands
Tel: (31) 2975/43500
Telex: (844) 18042
FAX: (31) 2975/60222

**ASIA/PACIFIC
HEADQUARTERS**
Allen-Bradley (Hong Kong)
Limited
Room 1006, Block B, Sea
View Estate
28 Watson Road
Hong Kong
Tel: (852) 887-4788
Telex: (780) 64347
FAX: (852) 510-9436

**CANADA
HEADQUARTERS**
Allen-Bradley Canada
Limited
135 Dundas Street
Cambridge, Ontario N1R
5X1
Canada
Tel: (1) 519 623-1810
FAX: (1) 519 623-8930

**LATIN AMERICA
HEADQUARTERS**
Allen-Bradley
1201 South Second Street
Milwaukee, WI 53204 USA
Tel: (1) 414 382-2000
Telex: 43 11 016
FAX: (1) 414 382-2400



Artisan Technology Group is your source for quality new and certified-used/pre-owned equipment

- FAST SHIPPING AND DELIVERY
- TENS OF THOUSANDS OF IN-STOCK ITEMS
- EQUIPMENT DEMOS
- HUNDREDS OF MANUFACTURERS SUPPORTED
- LEASING/MONTHLY RENTALS
- ITAR CERTIFIED SECURE ASSET SOLUTIONS

SERVICE CENTER REPAIRS

Experienced engineers and technicians on staff at our full-service, in-house repair center

*InstraView*SM REMOTE INSPECTION

Remotely inspect equipment before purchasing with our interactive website at www.instraview.com ↗

WE BUY USED EQUIPMENT

Sell your excess, underutilized, and idle used equipment. We also offer credit for buy-backs and trade-ins. www.artisanng.com/WeBuyEquipment ↗

LOOKING FOR MORE INFORMATION?

Visit us on the web at www.artisanng.com ↗ for more information on price quotations, drivers, technical specifications, manuals, and documentation

Contact us: (888) 88-SOURCE | sales@artisanng.com | www.artisanng.com