

HP E1509A

8-Channel x64 Gain and 7 Hz Fixed Filter SCP Module



Artisan Technology Group

In Stock

Used and in Excellent Condition

Open Web Page

<https://www.artisanng.com/52336-9>

All trademarks, brandnames, and brands appearing herein are the property of their respective owners.



Your **definitive** source
for quality pre-owned
equipment.

Artisan Technology Group

(217) 352-9330 | sales@artisanng.com | artisanng.com

- Critical and expedited services
- In stock / Ready-to-ship

- We buy your excess, underutilized, and idle equipment
- Full-service, independent repair center

Artisan Scientific Corporation dba Artisan Technology Group is not an affiliate, representative, or authorized distributor for any manufacturer listed herein.

-

Description

Refer to the Agilent Technologies Website for recent product updates, if applicable.

Model	Description
E1413C	64-Channel Scanning A/D Converter
E1415A	Algorithmic Closed Loop Controller
E1419A	Multifunction Measurement and Control Module

The EI509A is ideal for measuring signals from sensors with full-scale voltage outputs from 3.9 mV to 256 mV. The 2-pole, low-pass filter reduces sensor based noise in the measurement.

Temperature Measurements

The E1509A can be used to make temperature measurements with thermocouples, thermistors, or RTDs.

Note: The 256 mV maximum voltage input is not high enough to measure the on-board thermistor reference temperature. A higher-voltage SCP must be used for this measurement.

Temperature measurements with thermistors or RTDs require the E1505A 8-Channel Current Source SCP. Engineering units conversion to degrees C are made on-card at full speed.

Resistance Measurements

Resistance is measured using the E1505A 8-Channel Current Source SCP with the E1509A SCP. Measurements are made by applying a dc current to the unknown and measuring the voltage drop across the unknown. The current source is provided through the E1505A. The recommended application is as shown here using four-wire Ω connections. Two-wire Ω measurement is possible but not recommended since two 150 Ω series resistors protecting the input FET multiplexer are included in the measurement.

Strain Measurements

The E1509A can be used to make strain measurements when combined with either the E1506A or E1507A Strain Completion SCPs. Refer to the E1506A/E1507A *Technical Specifications* for more information.

Product Specifications

These specifications for the E1509A reflect the combined performance of the scanning A/D and the E1509A SCP.

Measurement Ranges

DC Volts:	$\pm 3.9 \text{ mV to } \pm 256 \text{ mV Full Scale}$
Temperature:	
Thermocouples:	$-200 \text{ to } + 1700 \text{ }^{\circ}\text{C}$
Thermistors:*	$-80 \text{ to } + 160 \text{ }^{\circ}\text{C}$
RTD's:*	$-200 \text{ to } + 850 \text{ }^{\circ}\text{C}$
Resistance: **	$128 \Omega \text{ to } 131 \text{ k}\Omega \text{ FS}$
Strain: **	$25,000 \mu\epsilon \text{ or limit of linear range of strain gage}$

* Requires Agilent E1505A.

** Requires Agilent E1506A/E1507A.

Input Characteristics

Maximum input voltage (normal mode plus common mode):	
Operating:	$< \pm 16 \text{ V peak}$
Damage level:	$> \pm 42 \text{ V peak}$
Maximum common mode voltage:	
Operating:	$< \pm 16 \text{ V peak}$
Damage level:	$> \pm 42 \text{ V peak}$
Common mode rejection:	
0 to 60 Hz:	-100 dB
Input impedance:	$> 100 \text{ M}\Omega \text{ differential}$

Maximum Tare Cal Offset

Maximum tare cal offset depends on A/D range and SCP gain.

A/D Range $\pm \text{V F. Scale}$	Maximum Offset
16	0.04970
4	0.01220
1	0.00297
0.25	0.00055
0.0625	n/a

Measurement Accuracy DC Volts

If autoranging is ON, add $\pm .02\% \text{ FS}$ to accuracy specifications.

Fixed Gain x64 Range $\pm \text{V FS}$	Linearity % of Reading	Offset Error	Noise 3σ	Noise* 3σ
.0039	0.01%	$2.3 \mu\text{V}$	$1.7 \mu\text{V}$	$1.4 \mu\text{V}$
.0156	0.01%	$2.4 \mu\text{V}$	$2.5 \mu\text{V}$	$2.2 \mu\text{V}$
.0625	0.01%	$3.0 \mu\text{V}$	$7.0 \mu\text{V}$	$5.7 \mu\text{V}$
.256	0.01%	$8.0 \mu\text{V}$	$28 \mu\text{V}$	$23 \mu\text{V}$

* A/D filter ON (min sample period $\geq 145 \mu\text{s}$; $\leq 100 \text{ Hz}$ scan rate 64 ch).

Temperature Coefficients:

	Temp Range	Tempco
Gain:		$15 \text{ ppm}/^{\circ}\text{C}$
Offset:	$0\text{-}30 \text{ }^{\circ}\text{C}$	$0.16 \mu\text{V}/^{\circ}\text{C}$
	$30\text{-}40 \text{ }^{\circ}\text{C}$	$0.18 \mu\text{V}/^{\circ}\text{C}$
	$40\text{-}55 \text{ }^{\circ}\text{C}$	$0.39 \mu\text{V}/^{\circ}\text{C}$

Temperature Measurement Accuracy

The thermocouple graphs following this description include the errors due to measuring the voltage output of the thermocouple, and the algorithm errors due to converting the thermocouple voltage to temperature or the Measurement/Conversion Error (MCE). To this error the Reference Junction Measurement Error (RJME) must be added due to measuring the reference junction temperature with an RTD or thermistor (this measurement requires an E1505A). Also, the Isothermal Reference Gradient Errors (IRGE) must be added due to gradients across the isothermal reference. If an external isothermal reference panel is used, consult the manufacturer's specifications. If Agilent terminal blocks are used as the isothermal reference, see the notes below.

Total Temperature Error = [(MCE)² + (RJME)² + (IRGE)²]^{1/2}

NOTES:

1) When using the Terminal Block as the isothermal reference, add ± 0.6 °C to the thermocouple accuracy specs to account for temperature gradients across the Terminal Block. The ambient temperature of the air surrounding the Terminal Block must be within ± 2 °C of the temperature of the inlet cooling air to the VXi mainframe.

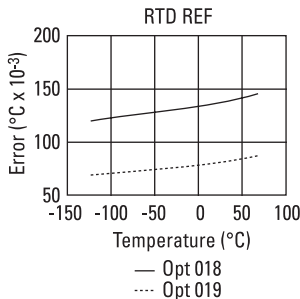
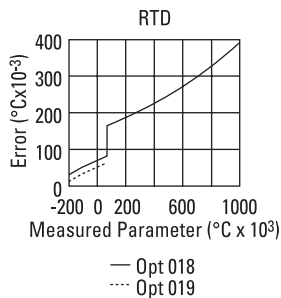
2) When using the Agilent E1586A Rack Mount Terminal Panel as the isothermal reference, add ± 0.2 °C to the thermocouple accuracy specs to account for temperature gradients across the E1586A. The E1586A should be mounted in the bottom part of the rack, below and away from other heat sources, for best performance.

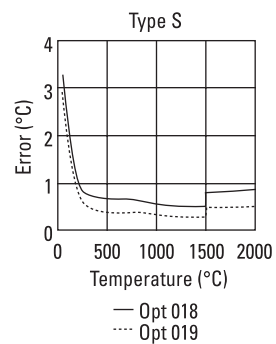
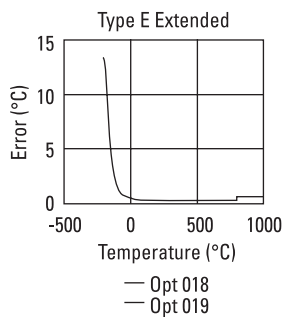
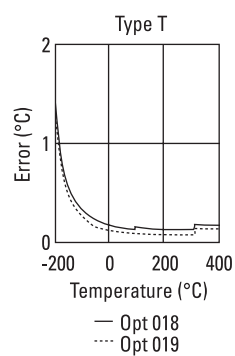
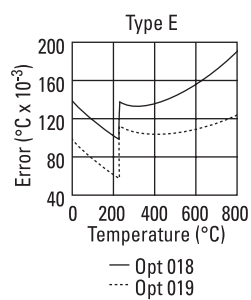
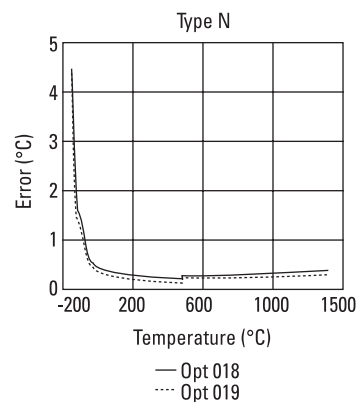
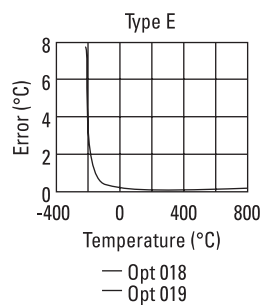
All specifications for the following were measured with the A/D filter off.

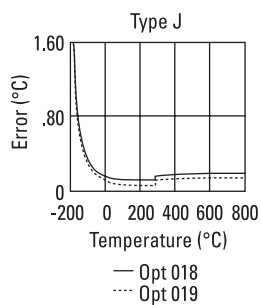
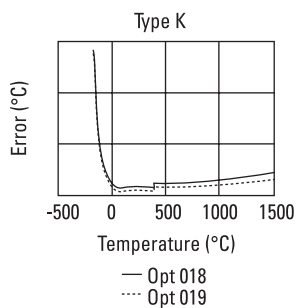
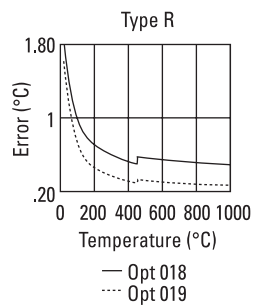
The following temperature accuracy graphs include instrument and firmware linearization errors. The linearization algorithm used is based on the ITS-90 transducer curves. Add your transducer accuracy to determine total measurement error.

Conversion Chart

Opt 011	=	E1501A
Opt 012	=	E1502A
Opt 013	=	E1503A
Opt 015	=	E1505A
Opt 016	=	E1506A
Opt 017	=	E1507A
Opt 018	=	E1508A
Opt 019	=	E1509A
Opt 020	=	E1510A
Opt 021	=	E1511A







Current Requirements (Amps)

5 V max	24 V max	-24 V max
0.01	0.02	0.02

Ordering Information

Description	Product No.
8-Channel x64 Gain & 7 Hz fixed Filter SCP	E1509A

Related Literature

2000 Test System and VXI Catalog CD-ROM,
Agilent Pub. No. 5980-0308E (detailed specifications for VXI products)

2000 Test System and VXI Catalog,
Agilent Pub. No. 5980-0307E (overview of VXI products)

1998 Test System and VXI Products Data Book,
Agilent Pub. No. 5966-2812E

Online

Internet access for Agilent product information, services and support
www.agilent.com/find/tmdir

VXI product information
www.agilent.com/find/vxi

Defense Electronics Applications
www.agilent.com/find/defense_ATE

Agilent Technologies VXI Channel Partners
www.agilent.com/find/vxichanpart

Agilent Technologies' HP VEE Application Website
www.agilent.com/find/vee

Agilent Technologies Data Acquisition and Control Website
www.agilent.com/find/data_acq

Agilent Technologies Instrument Driver Downloads
www.agilent.com/find/inst_drivers

Agilent Technologies Electronics Manufacturing Test Solutions
www.agilent.com/go/manufacturing

Get assistance with all your test and measurement needs at
www.agilent.com/find/assist
or check your local phone book for the Agilent office
near you.

Agilent Technologies' test and measurement service/support commitment

Agilent strives to maximize the value our test and measurement products give you, while minimizing your risk and service/support problems. We work to ensure that each product is realistically described in the literature, meets its stated performance and functionality, has a clearly stated global warranty, and is supported at least five years beyond its production life. Our extensive self-help tools include many online resources (www.agilent.com).

Experienced Agilent test engineers throughout the world offer practical recommendations for product evaluation and selection. After you purchase an Agilent product, they can provide no-charge assistance with operation verification and basic measurement setups for advertised capabilities. To enhance the features, performance, and flexibility of your test and measurement products—and to help you solve application challenges—Agilent offers free or extra-cost product options and upgrades, and sell expert engineering, calibration, and other consulting services.

Phone and fax

United States:
Agilent Technologies
(tel) 1 800 452 4844

Canada:
Agilent Technologies Canada Inc.
(tel) 1 877 894 4414

Europe:
Agilent Technologies
Test & Measurement
European Marketing Organisation
(tel) (31 20) 547 2000


Japan:
Agilent Technologies Japan Ltd.
(tel) (81) 426 56 7832
(fax) (81) 426 56 7840

Latin America:
Agilent Technologies
Latin American Region Headquarters, U.S.A.
(tel) (305) 267 4245
(fax) (305) 267 4286

Australia/New Zealand:
Agilent Technologies Australia Pty Ltd.
(tel) 1 800 629 485 (Australia)
(fax) (61 3) 9272 0749
(tel) 0 800 738 378 (New Zealand)
(fax) (64 4) 802 6881

Asia Pacific:
Agilent Technologies, Hong Kong
(tel) (852) 3197-7777
(fax) (852) 2506-9284

Data Subject to Change
© Agilent Technologies 2000
Printed in the U.S.A. 04/2000
Publication No.: 5966-2383E



Agilent Technologies
Innovating the HP Way

Artisan Technology Group is an independent supplier of quality pre-owned equipment

Gold-standard solutions

Extend the life of your critical industrial, commercial, and military systems with our superior service and support.

We buy equipment

Planning to upgrade your current equipment? Have surplus equipment taking up shelf space? We'll give it a new home.

Learn more!

Visit us at artisanng.com for more info on price quotes, drivers, technical specifications, manuals, and documentation.

Artisan Scientific Corporation dba Artisan Technology Group is not an affiliate, representative, or authorized distributor for any manufacturer listed herein.

We're here to make your life easier. How can we help you today?

(217) 352-9330 | sales@artisanng.com | artisanng.com

