



## Artisan Technology Group is your source for quality new and certified-used/pre-owned equipment

- FAST SHIPPING AND DELIVERY
- TENS OF THOUSANDS OF IN-STOCK ITEMS
- EQUIPMENT DEMOS
- HUNDREDS OF MANUFACTURERS SUPPORTED
- LEASING/MONTHLY RENTALS
- ITAR CERTIFIED SECURE ASSET SOLUTIONS

### SERVICE CENTER REPAIRS

Experienced engineers and technicians on staff at our full-service, in-house repair center

### *InstraView*<sup>SM</sup> REMOTE INSPECTION

Remotely inspect equipment before purchasing with our interactive website at [www.instraview.com](http://www.instraview.com) ↗

### WE BUY USED EQUIPMENT

Sell your excess, underutilized, and idle used equipment. We also offer credit for buy-backs and trade-ins. [www.artisanng.com/WeBuyEquipment](http://www.artisanng.com/WeBuyEquipment) ↗




### LOOKING FOR MORE INFORMATION?

Visit us on the web at [www.artisanng.com](http://www.artisanng.com) ↗ for more information on price quotations, drivers, technical specifications, manuals, and documentation

**Contact us:** (888) 88-SOURCE | [sales@artisanng.com](mailto:sales@artisanng.com) | [www.artisanng.com](http://www.artisanng.com)

## Specifications

# Q8221 Optical Sensor Specifications

							
Model		Q82214		Q82215		Q82216	
Product Type		Short Wavelength General-Purpose		Long Wavelength General-Purpose		Long Wavelength Large-Caliber Medium-Sensitivity	
Wavelength Range		400 to 1100nm		800 to 1750nm			
Power Range		- 80 to + 17dBm *1		- 60 to + 10dBm *1		- 77 to + 10dBm *1	
Range *2							
Max.		CW 200mW		CW 20mW		CW 20mW	
Min.		CHOP 200mW 20nW		CHOP 20mW 2000nW		CHOP 20mW 20nW	
Sensor Element		Si 8mm		Ge 5mm		Ge 5mm Cooled	
Optical Input Form		Possible (optical Input Diameter 8mm )		Possible (optical Input Diameter 5mm )			
Beam		Core Diameter 100 μ m, NA 0.3					
Fiber		PC, APC, and Slanted Rubbed Connectors (Use With Appropriate Connector Adaptor For Each)					
Measurement Accuracy *3,*8		CW ± 3.0%		CHOP ± 4.0%		CW ± 2.5%	
At Calibration Wavelength		780nm 1mW 0 to 40°C		1300nm 1mW 0 to 40°C		1300nm 1mW 0 to 40°C	
At Wide Wavelength range		CW ± 5.0%		CHOP ± 6.0%		CW ± 4.5%	
		480 to 900nm 1mW 23 ± 3°C		950 to 1600nm 1mW 23 ± 3°C		950 to 1600nm 1mW 0 to 40°C	
Linearity (At Average Time: 1 sec.)		± 0.5% ± 10pW - 54 to + 17dBm 23 ± 3°C		± 0.5% ± 1nW - 37 to + 10dBm 23 ± 3°C		± 0.5% ± 20pW - 47 to + 10dBm 23 ± 3°C	
		± 1.0% ± 10pW - 57 to + 17dBm 23 ± 3°C		± 1.0% ± 1nW - 40 to + 10dBm 23 ± 3°C		± 1.0% ± 20pW - 50 to + 10dBm 23 ± 3°C	
Noise Level *4		At Averaging Time: 1 sec.		- 80dBm		- 60dBm	
		Without Averaging *5					
		SLOW (approx. 9/sec.)		- 75dBm		- 55dBm	
		FS-1 (approx. 30/sec.)		- 71dBm		- 51dBm	
		FS-2 (approx. 50/sec.)		- 69dBm		- 48dBm	
		FS-3 (approx. 100/sec.)		- 66dBm		- 45dBm	
Polarization Dependence (at wavelength 1550nm)				0.03dBp-p (Typical)*6		0.03dBp-p (Typical)*6	
Return Loss		With APC, or slanted Rubbed Connector		60dB or more			
		With high return loss adaptor *7		45dB or more (Typical 47dB)			
		With PC rubbed connector		approx. 14dB			
Dimensions and Mass		Approx. 60(W) × 43(H) × 110(D)mm 270g or less					
Connectors to Adaptor Correspondence List		FC		A08012			
		SC		A08090			
		ST		A08096			
		MU		A08369			
		LC		A08654			
		Plug-in					
		MT Adaptor (Mating to 12-pin SMF)		A08187 (Mating to 12-pin SMF)			
High Return Loss Adaptor Correspondence List*9		FC		A08328			
		SC		A08329			
		ST		A08330			
		Plug-in		A08331			
Connection to the Q8221 Main Unit		Q82202 or Q82203 Interface Plug-in Unit Required. Connection Cable Available as Accessory with Q82202, or Q82203					

\*1 Level at Max. is when optical input was received with entire sensor area.

\*2 Full Scale of the range. Measurable power range is shown above

\*3 CW: Continuous Optical Measurement Mode used. CHOP: 270Hz Chopped light Measurement Mode used.

\*4 Noise Level with CW Mode and at calibration wavelength (With CHOP Mode, noise level at FS-1, FS-2 and FS-3 is approx. the same as at SLOW.)

\*5 SLOW: Integration Time, 100 msec. FS-1: Integration Time, 20 msec. FS-2: Integration Time, 7 msec. FS-3: Integration Time, 2 msec

\*6 Typical Figure (Not Specified)

\*7 When using PC rubbed connector with return loss 45dB or more.



Q82227		Q82232		Q82208		Model	
Long Wavelength High-Sensitivity High-Power		Long Wavelength High-Sensitivity Low Polarization		Long Wavelength High-Sensitivity		Product Type	
900 to 1650nm				800 to 1700nm		Wavelength Range	
- 80 to + 27dBm		- 94 to + 10dBm				Power Range	
CW 2000mW 20nW	CHOP 2000mW 2000nW	CW 20mW 200pW	CHOP 20mW 200nW	CW 20mW 200pW	CHOP 20mW 200nW	Range *2 Max. Min.	
InGaAs Cooled						Sensor Element	
Not Possible						Beam	
Core Diameter 10 μm, NA 0.19 PC and Slanted Rubbed Connectors		Core Diameter 10 μm,NA 0.19 PC Rubbed Connector		Core Diameter 62.5μm, NA 0.21 PC, APC, and Slanted Rubbed Connectors		Optical Input Form Fiber	
CW ± 2.5%	CHOP ± 3.5%	CW ± 2.5%	CHOP ± 3.5%	CW ± 2.5%	CHOP ± 3.5%	Measurement Accuracy*3, *8	
		1550nm 1mW 0 to 40°C		1300nm 1mW 0 to 40°C		At Calibration Wavelength	
CW ± 4.5%	CHOP ± 5.5%	CW ± 4.5%	CHOP ± 5.5%	CW ± 4.5%	CHOP ± 5.5%	At Wide Wavelength range	
950 to 1630nm 1mW 0 to 40°C		950 to 1600nm 1mW 0 to 40°C		1000 to 1650nm 1mW 0 to 40°C			
± 0.5% ± 10pW - 58 to + 27dBm 0 to 40°C		± 0.5% ± 0.4pW - 72 to + 10dBm 0 to 40°C				Linearity (At Average Time: 1sec.)	
± 1.0% ± 10pW - 61 to + 27dBm 0 to 40°C		± 1.0% ± 0.4pW - 75 to + 10dBm 0 to 40°C					
- 80dBm		- 94dBm				At Averaging Time:1 sec.	
- 79dBm		- 93dBm				Without Averaging *5	
- 76dBm		- 90dBm		- 91dBm		SLOW (approx.9/sec.)	
- 70dBm		- 88dBm		- 90dBm		FS-1 (approx.30/sec.)	
- 67dBm		- 85dBm		- 87dBm		FS-2 (approx.50/sec.)	
- 67dBm		- 85dBm		- 87dBm		FS-3 (approx.100/sec.)	
0.05dBp-p or less		0.003dBp-p or less		0.02dBp-p or less (Typical 0.015dBp-p)		Polarization Dependence (at wavelength 1550nm)	
60dB or more				50dB or more		With APC, or slanted Rubbed Connector	
45dB or more (Typical 47dB)				43dB or more (Typical 45dB)		With high return loss adaptor*7	
approx. 14dB				approx. 14dB		With PC rubbed connector	
Approx.60(W) × 43(H) × 135(D)mm 500g ro less		Approx.60(W) × 43(H) × 135(D)mm 590g ro less		Plugs into Q8221		Dimensions and Mass	
A08340 (Standard Accessory)				A08161 (Standard Accessory)		FC	
A08338				A08162		SC	
A08339				A08163		ST	
A08371				A08370		MU	
A08655				A08653		LC	
				Jack-type Possible		Plug-in	
						MT Adaptor (Mating to 12-pin SMF)	
A08328	Usage of high return loss adaptors are not possible			A08328			High return loss adaptor Correspondence List*9
A08329	Usage of high return loss adaptors are not possible			A08329			
A08330	Usage of high return loss adaptors are not possible			A08330			
A08331	Usage of high return loss adaptors are not possible			A08331			
Q82203 Required Connection Cable Available as Accessory with Q82203				Q82202 or Q82203 Not Required		Connection to the Q8221 Main Unit	

\*8 Calibrations of Q82215, Q82216 and Q82208 are also available as options (OPT82215+25, OPT82216+25, OPT82208+25).

Measurement accuracy value for the option sensors are the same as in the chart above at 1550 nm calibration wavelength.

\*9 Connection loss with single mode fiber is 0.07dB(typical)

## Specifications

### Q81212 Light Source Plug-In Unit

Photoemission element:	FP-LD
Wavelength:	1550 ±20nm
Spectrum half value:	10nm or less
Output power:	0 ±1 dBm (At the photoemission edge of 2m fiber (SM 10/125 μm))
Output power (Variable):	0 to -6dB, in 0.1dB steps
Stability:	±0.01 dB or less (23±1° C/1min) ±0.05 dB or less (Between 0 to 40°C ±2°C/1h) ±1 dB or less (0 to 40°C/8h)
Output waveform:	CW or chopped light; 270Hz (±0.1%) with duty of 50 ±5%, 2kHz/4kHz (±0.1%) with duty of 50 ±10% FC type
Output connector:	FC type
Preheating time:	60 minutes after power on

### Optical Power Measurement

Sensor Plug-in channels:	2 channels (Channels A and B)
Resolution:	0.001 dB at dBm or dB read out (0.0001 dB when data output using GPIB) Max. 199,999 count at W read out
Measurement Mode:	CW, or Chopped light (270Hz±0.2%) measurement mode selectable.
Sensor wavelength sensitivity compensation:	If a wavelength is entered, an internal compensation value for the sensor wavelength sensitivity at that wavelength is automatically applied.
Relative value measurement (dBr):	The value relative to reference value is measured and displayed in dB with a maximum resolution of 0.001 dB. (0.0001 dB when data output using GPIB)
Units display:	W (mW, μW, nW, pW), dBm, dB
Display of measured value:	5-1/2-digit (7 segment FL Device)
Range setting:	Automatic, manual, or remote
Integration time:	100msec, 20msec, 7msec, 2msec
Measurement speed:	Approx. 100 measurements/s (with an integration time of 2 msec, 1 channel operation), Approx. 50 measurements/s (with an integration time of 7 msec, 1 channel operation), Approx. 30 measurements/s (with an integration time of 20 msec, 1 channel operation), Approx. 9 measurements/s (with an integration time of 100 msec, 1 channel operation)
Level meter:	Displays with 11 dots according to the measurement value.
Calculation Function:	A/B, B/A, CF (When W is selected as unit, the measurement value is multiplied by a constant; When dBm is selected, offset is possible)
Maximum hold function:	Displays the maximum measurement value.
Averaging Function:	The number of averaging can be set to 2 to 256 times according to the need using the running averaging method.

### Interface Plug-in

A/D error:	±0.01% ±5 count
------------	-----------------

### Light Source Plug-in Unit

Unit plug-in channels:	2 channels (Channels A and B) maximum
Output power adjustment function:	The output power can be varied from 0 to -6.0 dB, with a setting resolution of 0.1dB. CW or Chopped light (270Hz, 2kHz, 4kHz) mode selectable.
Output mode:	

### Other Functions

Record functions, PDL/PDR*	
Measurement functions:	Can store up to 400 measurement data for each of channels A and B in the backup memory. The stored data can be read from a personal computer via the GPIB interface. Values in the memory can be displayed also as Max., Min., Difference (Max.-Min.)
Memory function:	Up to five settings for each of channels A and B can be stored and read.
Direct plotting function:	The measurement data stored by the record function can be plotted directly on an external plotter in the form of graphs.
Brightness control function:	The brightness of the indicator can be adjusted in five steps.

### Output functions

GPIB interface:	IEEE488-1978
Analog output:	Outputs an analog signal proportional to the input optical power.
Output voltage:	0 to +2V (F.S.) for each range
Output impedance:	0.5 or less
Output terminal:	BNC connector

### General Specifications

Ambient conditions:	0 to +40°C, RH 85 % or less
Storing conditions:	-25 to +70°C
Power Requirements:	100 to 240 V AC, 48 to 66 Hz
Power Consumption:	50 VA or less (including the plug-in and sensors)
Dimensions:	Approx.212(W) x 88(H) x 360(D)mm
Mass:	3.9kg or less (including the plug-in unit)

### Standard Accessories

Power cable:	1
Fuse:	2
Instruction Manual:	1

### Optional Accessories

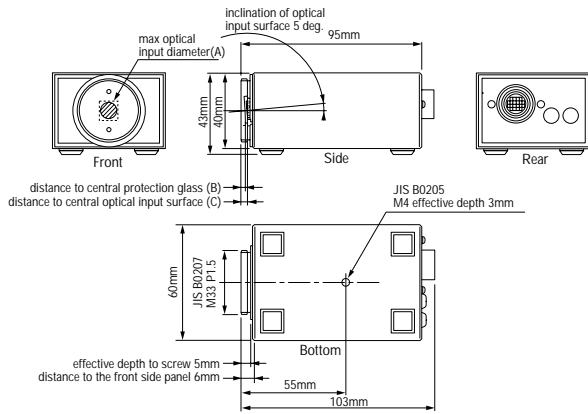
A02463:	Rack Mount Set (EIA single)
A02464:	Rack Mount Set (EIS twin)
A02263:	Rack Mount Set (JIS single)
A02264:	Rack Mount Set (JIS twin)
OCS-F2SFW-2:	Optical Fiber Cord (GI 50/125 μm, 2m)
OCS-F2SPS-2:	Optical Fiber Cord (SM 10/125 μm, 2m)

\*PDR: Polarization Dependent Ratio

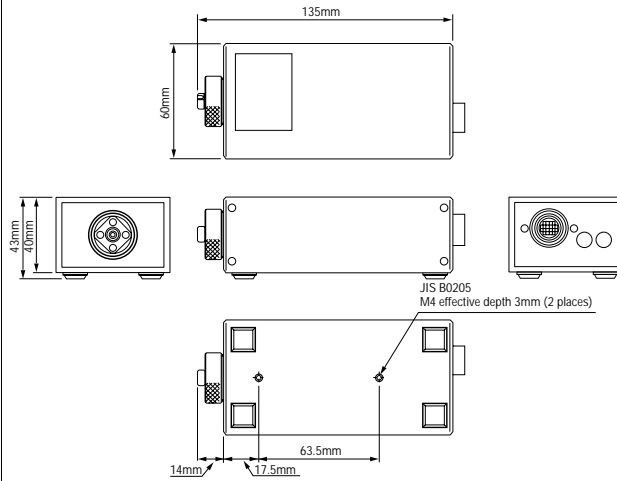
## Optical Adaptors Dimensions

<b>A08012 FC Adaptor</b>	<b>A08080 FC type Bare fiber adaptor</b>
<b>A08020 Bare fiber adaptor</b>	<b>A08021 Adaptor cap</b>
<b>A08328 High return loss adaptor</b>	

## Q8221 Optical Sensors Dimensions



Sensor	Q82214	Q82215	Q82216
max optical input diameter(A)	8.5mm	5mm	5mm
distance to central protection glass(B)	2mm	1.3mm	0.9mm
distance to central optical input surface(C)	3.1mm	3.1mm	3.1mm



**Q82214, Q82215, Q82216 Optical Sensor**

**Q82227, Q82232 Optical Sensor**

## Q8221

Product Type		Sensor	Model	Accessories
Interface		For Q82214/15/16	Q82202	Connection Cable
		For Q82214/15/16/27/32	Q82203	Connection Cable
Optical Sensor			Q82208	A08161
			Q82214	
			Q82215	
			Q82216	
			Q82227	A08340
			Q82232	A08340
Light Source	1550nm LD		Q81212	
Adaptor	FC	For Q82214/15/16	A08012	
	D4	For Q82214/15/16	A08013	
	Bare Fiber	For Q82214/15/16	A08020	
	Bare Fiber Adaptor Cap	For Q82214/15/16	A08021	
	SMA	For Q82214/15/16	A08028	
	FC Type Bare Fiber Adaptor	For All Sensor	A08080	
	SC	For Q82214/15/16	A08090	
	ST	For Q82214/15/16	A08096	
	MU	For Q82214/15/16	A08369	
	LC	For Q82214/15/16	A08654	
	FC	For Q82208	A08161	
	SC	For Q82208	A08162	
	ST	For Q82208	A08163	
	MU	For Q82208	A08370	
	LC	For Q82208	A08653	
	FC	For Q82227/82232	A08340	
	SC	For Q82227/82232	A08338	
	ST	For Q82227/82232	A08339	
	MU	For Q82227/82232	A08371	
	LC	For Q82227/82232	A08655	
	FC Type High Return Loss Adaptor	For All Sensor	A08328	
	SC Type High Return Loss Adaptor	For All Sensor	A08329	
	ST Type High Return Loss Adaptor	For All Sensor	A08330	
	PI Type High Return Loss Adaptor	For All Sensor	A08331	
	Remove Proof Cap	For Q82227	A08332	



Please be sure to read the product manual thoroughly before using the products.  
Specifications may change without notification.



## Artisan Technology Group is your source for quality new and certified-used/pre-owned equipment

- FAST SHIPPING AND DELIVERY
- TENS OF THOUSANDS OF IN-STOCK ITEMS
- EQUIPMENT DEMOS
- HUNDREDS OF MANUFACTURERS SUPPORTED
- LEASING/MONTHLY RENTALS
- ITAR CERTIFIED SECURE ASSET SOLUTIONS

### SERVICE CENTER REPAIRS

Experienced engineers and technicians on staff at our full-service, in-house repair center

### *InstraView*<sup>SM</sup> REMOTE INSPECTION

Remotely inspect equipment before purchasing with our interactive website at [www.instraview.com](http://www.instraview.com) ↗

### WE BUY USED EQUIPMENT

Sell your excess, underutilized, and idle used equipment. We also offer credit for buy-backs and trade-ins. [www.artisanng.com/WeBuyEquipment](http://www.artisanng.com/WeBuyEquipment) ↗

### LOOKING FOR MORE INFORMATION?

Visit us on the web at [www.artisanng.com](http://www.artisanng.com) ↗ for more information on price quotations, drivers, technical specifications, manuals, and documentation

**Contact us:** (888) 88-SOURCE | [sales@artisanng.com](mailto:sales@artisanng.com) | [www.artisanng.com](http://www.artisanng.com)