



## Artisan Technology Group is your source for quality new and certified-used/pre-owned equipment

- FAST SHIPPING AND DELIVERY
- TENS OF THOUSANDS OF IN-STOCK ITEMS
- EQUIPMENT DEMOS
- HUNDREDS OF MANUFACTURERS SUPPORTED
- LEASING/MONTHLY RENTALS
- ITAR CERTIFIED SECURE ASSET SOLUTIONS

### SERVICE CENTER REPAIRS

Experienced engineers and technicians on staff at our full-service, in-house repair center

### *InstraView*<sup>SM</sup> REMOTE INSPECTION

Remotely inspect equipment before purchasing with our interactive website at [www.instraview.com](http://www.instraview.com) ↗

### WE BUY USED EQUIPMENT


Sell your excess, underutilized, and idle used equipment. We also offer credit for buy-backs and trade-ins. [www.artisanng.com/WeBuyEquipment](http://www.artisanng.com/WeBuyEquipment) ↗

### LOOKING FOR MORE INFORMATION?

Visit us on the web at [www.artisanng.com](http://www.artisanng.com) ↗ for more information on price quotations, drivers, technical specifications, manuals, and documentation

**Contact us:** (888) 88-SOURCE | [sales@artisanng.com](mailto:sales@artisanng.com) | [www.artisanng.com](http://www.artisanng.com)

# Agilent 81662A DFB Laser Agilent 81663A DFB Laser Agilent Fabry-Perot Laser Technical Specifications February 2002



The Agilent 81662A low power and 81663A high power DFB Laser Source Modules are best suited for optical amplifier test and DWDM system test applications.

The Agilent Fabry-Perot Laser Sources are available as single or dual wavelength sources, are insensitive to back reflections and are stabilized for short and long term applications.

The DFB and FP Laser Source Modules are part of the flexible Agilent Lightwave Solution Platform and have a future proof design which allows for easy firmware upgrades.



**Agilent Technologies**

## Fabry-Perot source module specifications (Standard modules, 0dBm)

Specifications apply to the end of a 2m long fiber cable (as specified under fiber type) with Diamond<sup>®</sup> HMS-10/Agilent connectors attached. All specifications are valid for an attenuation setting of 0.0 dB. All modules require straight output connectors.

	Agilent 81650A	Agilent 81651A	Agilent 81652A	Agilent 81654A
Type	Fabry-Perot Laser			
Center wavelength <sup>[1]</sup>	1310 nm ±15 nm	1550 nm ±15 nm	1550/1625nm ±15 nm	1310/1550nm ± 15 nm
Fiber type	single-mode 9/125µm			
Spectral bandwidth (rms) <sup>[1] [2]</sup>	< 3.5 nm	< 4.5 nm	< 4.5/5.5 nm	< 3.5nm/ 4.5nm
Output power <sup>[3]</sup>	>0 dBm (1mW)			
CW power stability <sup>[4] [5]</sup> - short term (15 min.)	< ± 0.005 dB typ. < ±0.003 dB with coherence control active			
- long term (24 h) - to back reflection (RL ≥ 14dB)	typ. ± 0.03 dB typ ± 0.003 dB			
Dimensions (H x W x D)	75 mm x 32 mm x 335 mm (2.8" x 1.3" x 13.2")			
Weight	0.5 kg			
Recalibration period	2 years			
Operating temperature	0°C to 45°C			
Humidity	Noncondensing			
Warm-up time	60 minutes <sup>[4]</sup>			

<sup>[1]</sup> Center wavelength is shown on display

<sup>[2]</sup> rms: root mean square

<sup>[3]</sup> Class 1 according to IEC 60825-1 (1998)

Class I according to FDA 21 CFR 1040.10 (1995)

<sup>[4]</sup> Warm-up time 20 min, if previously stored at the same temperature.

<sup>[5]</sup> Controlled environment ( $\Delta T = \pm 1$  °C)

### Supplementary performance characteristics:

#### Internal digital modulation mode:

270 Hz, 330 Hz, 1 kHz, 2 kHz, and free selection 200 Hz to 10 kHz.

All output signals are pulse shaped, duty cycle 50%.

Internal coherence control for linewidth broadening.

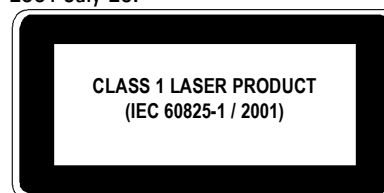
#### Output attenuation:

The output power of all source modules can be attenuated from 0 dB to 6 dB in steps of 0.1 dB.

### Laser Safety Information

The laser sources listed above are classified as Class 1 according to IEC 60825-1 (2001).

All laser sources comply with 21 CFR 1040.10 except for deviations pursuant to Laser Notice No. 50, dated 2001-July-26.



## Fabry-Perot source module specifications (High power modules, 13dBm)

Specifications apply to the end of a 2m long fiber cable (as specified under fiber type) with Diamond<sup>®</sup> HMS-10/Agilent connectors attached. All specifications are valid for an attenuation setting of 0.0 dB. All modules require straight output connectors.

	Agilent 81655A	Agilent 81656A	Agilent 81657A
Type	Fabry-Perot Laser		
Center wavelength <sup>[1]</sup>	1310 nm ± 15 nm	1550 nm ± 15 nm	1310/1550 nm ± 15 nm
Fiber type	Standard single-mode 9 / 125 μm		
Spectral bandwidth (rms) <sup>[1] [2]</sup>	< 5.5 nm	< 7.5 nm	< 5.5 nm/7.5 nm
Output power (Class 3B) <sup>[3]</sup>	>+ 13 dBm (20 mW)		
CW power stability <sup>[4] [5]</sup> - short term (15 min.)  - long term (24 h) - to back reflection (RL ≥ 14dB)	< ± 0.005 dB typ < ± 0.003 dB with coherence control active typ. ± 0.03 dB typ ± 0.003 dB		
Dimensions (H x W x D)	75 mm H x 32 mm W x 335 mm (2.8" x 1.3" x 13.2")		
Weight	0.5 kg		
Recalibration period	2 years		
Operating temperature	0°C to 45 °C		
Humidity	Noncondensing		
Warm-up time	60 min <sup>[4]</sup>		

<sup>[1]</sup> Central wavelength is shown on display

<sup>[2]</sup> rms: root mean square

<sup>[3]</sup> Class 3A according to IEC 60825-1 (1998).  
Class IIIb according FDA 21 CFR 1040.10 (1995).

<sup>[4]</sup> Warm-up time 20 min, if previously stored at the same temperature.

<sup>[5]</sup> Controlled environment ( $\Delta T = \pm 1$  °C).

### Supplementary performance characteristics:

#### Internal digital modulation mode:

270 Hz, 330 Hz, 1 kHz, 2 kHz, and free selection

200 Hz to 10 kHz.

All output signals are pulse shaped, duty cycle 50 %.

Internal coherence control for linewidth broadening

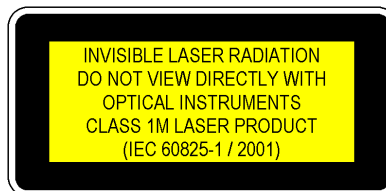
#### Output attenuation:

The output power of all source modules can be attenuated from 0dB to 6dB in steps of 0.1 dB.

### Laser Safety Information

All laser sources listed above are classified as Class 1M according to IEC 60825-1 (2001).

All laser sources comply with 21 CFR 1040.10 except for deviations pursuant to Laser Notice No. 50, dated 2001-July-26.



## DFB source module specifications

Specifications apply to maximum power setting.

	<b>Agilent 81662A</b> For Peak Wavelengths see options	<b>Agilent 81663A</b> For Peak Wavelengths see options
Type	CW DFB Laser with built-in isolator	CW DFB Laser with built-in isolator
Wavelength <sup>[1],[2]</sup> <ul style="list-style-type: none"> <li>• Tuning Range</li> <li>• Display Resolution</li> <li>• Repeatability <sup>[5]</sup></li> <li>• Stability (15min.) <sup>[4],[5]</sup></li> <li>• Stability (24h) <sup>[4],[5]</sup></li> </ul>	ITU Grid (100 GHz) typ. > ±500 pm 10 pm ±3 pm (typ. ±1 pm) ±3 pm (typ ±1 pm) typ. ±5 pm	ITU Grid (100 GHz) typ. > ±850 pm <sup>[8]</sup> 10 pm ±5 pm (typ. ±2 pm) ±5 pm (typ ±2 pm) typ. ±5 pm
Fiber type	Panda PMF 9 / 125 μm	Panda PMF 9 / 125 μm
Output Connector <sup>[7]</sup>	Compatible to angled contact APC, ASC, DIN47256/4108	Compatible to angled contact APC, ASC, DIN47256/4108
Power <ul style="list-style-type: none"> <li>• Max. Output <sup>[3],[6]</sup></li> <li>• CW Stability (15min) <sup>[5]</sup></li> <li>• CW Stability (24 h) <sup>[4],[5]</sup></li> </ul>	typ. > +10 dBm (10 mW) typ. ±0.005 dB typ. ±0.03 dB	typ. > +13 dBm (20 mW) typ. ±0.003 dB typ. ±0.01 dB
Side Mode Suppression Ratio (SMSR) [6]	typ. 45 dB	typ. 50 dB
Polarization Extinction Ratio (PER)	typ. > 20 dB	typ. > 20 dB
Dimensions (H x W x D)	75 mm H x 32 mm W x 335 mm D (2.8" x 1.3" x 13.2")	75 mm H x 32 mm W x 335 mm D (2.8" x 1.3" x 13.2")
Weight	0.5kg	0.5kg
Recalibration Period	1 year	1 year
Operating Temperature	15°C to 35 °C	15°C to 35 °C
Warm-up time <sup>[4]</sup>	60 min	60 min

<sup>[1]</sup> ITU-grid wavelength is shown on display as default.

<sup>[2]</sup> Via GPIB tuning resolution < 10 pm.

<sup>[3]</sup> Class 3A according to IEC 60825-1 (1998) and Class IIIb according FDA CFR 21 (1995).

<sup>[4]</sup> If previously stored at the same temperature 20 min.

<sup>[5]</sup> Controlled environment  $\Delta T = \pm 1$  °C.

<sup>[6]</sup> At maximum power setting and default wavelength at the end of a 2 m SM patchcord.

<sup>[7]</sup> Connector interface not included.

<sup>[8]</sup> Valid for serial numbers starting with prefix DE417 and above.

81662A/ 81663A option	ITU Frequency [THz]	Center Wavelength [nm]	81662A/ 81663A option	ITU Frequency [THz]	Center Wavelength [nm]	81662A/ 81663A option	ITU Frequency [THz]	Center Wavelength [nm]
309	196,00	1.529,55	375	192,70	1.555,75	441	189,40	1,582.85
311	195,90	1.530,33	377	192,60	1.556,55	443	189,30	1,583.69
313	195,80	1.531,12	379	192,50	1.557,36	445	189,20	1,584.53
315	195,70	1.531,90	381	192,40	1.558,17	447	189,10	1,585.36
317	195,60	1.532,68	383	192,30	1.558,98	449	189,00	1,586.20
319	195,50	1.533,47	385	192,20	1.559,79	451	188,90	1,587.04
321	195,40	1.534,25	387	192,10	1.560,61	453	188,80	1,587.88
323	195,30	1.535,04	389	192,00	1.561,42	455	188,70	1,588.73
325	195,20	1.535,82	391	191,90	1.562,23	457	188,60	1,589.57
327	195,10	1.536,61	393	191,80	1.563,05	459	188,50	1,590.41
329	195,00	1.537,40	395	191,70	1.563,86	461	188,40	1,591.26
331	194,90	1.538,19	397	191,60	1.564,68	463	188,30	1,592.10
333	194,80	1.538,98	399	191,50	1.565,50	465	188,20	1,592.95
335	194,70	1.539,77	401	191,40	1.566,31	467	188,10	1,593.79
337	194,60	1.540,56	403	191,30	1.567,13	469	188,00	1,594.64
339	194,50	1.541,35	405	191,20	1.567,95	471	187,90	1,595.49
341	194,40	1.542,14	407	191,10	1.568,77	473	187,80	1,596.34
343	194,30	1.542,94	409	191,00	1.569,59	475	187,70	1,597.19
345	194,20	1.543,73	411	190,90	1.570,42	477	187,60	1,598.04
347	194,10	1.544,53	413	190,80	1.571,24	479	187,50	1,598.89
349	194,00	1.545,32	415	190,70	1.572,06	481	187,40	1,599.75
351	193,90	1.546,12	417	190,60	1.572,89	483	187,30	1,600.60
353	193,80	1.546,92	419	190,50	1.573,71	485	187,20	1,601.46
355	193,70	1.547,72	421	190,40	1.574,54	487	187,10	1,602.31
357	193,60	1.548,51	423	190,30	1.575,37	489	187,00	1,603.17
359	193,50	1.549,32	425	190,20	1.576,20	491	186,90	1,604.03
361	193,40	1.550,12	427	190,10	1.577,03	493	186,80	1,604.88
363	193,30	1.550,92	429	190,00	1.577,86	495	186,70	1,605.74
365	193,20	1.551,72	431	189,90	1.578,69	497	186,60	1,606.60
367	193,10	1.552,52	433	189,80	1.579,52	499	186,50	1,607.47
369	193,00	1.553,33	435	189,70	1.580,35	501	186,40	1,608.33
371	192,90	1.554,13	437	189,60	1.581,18	503	186,30	1,609.19
373	192,80	1.554,94	439	189,50	1.582,02	505	186,20	1,610.06

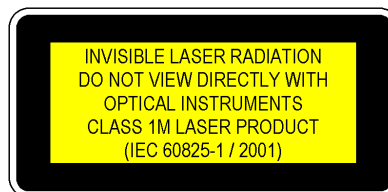
#### Supplementary Performance Characteristics:

- Internal digital modulation mode:  
Free selection 200 Hz to 100 kHz.  
All output signals are pulse shaped, duty cycle 50%.
- Internal coherence control for linewidth broadening.
- ON-switching with fast output power stabilization < 20 s.
- Output power "attenuation" at default wavelength 6 dB in steps of 0.1 dB.
- Tuning speed over full range 30 s.
- Polarization maintaining fiber orientation:  
TE mode in slow axis, in line with connector key.

#### Laser Safety Information

The 81662A and 81663A DFB Laser Sources listed above are classified as Class 1M according to IEC 60825-1 (2001).

All laser sources comply with 21 CFR 1040.10 except for deviations pursuant to Laser Notice No. 50, dated 2001-July-26.



## Agilent Technologies'

### Test and Measurement Support, Services, and Assistance

Agilent Technologies aims to maximize the value you receive, while minimizing your risk and problems. We strive to ensure that you get the test and measurement capabilities you paid for and obtain the support you need. Our extensive support resources and services can help you choose the right Agilent products for your applications and apply them successfully. Every instrument and system we sell has a global warranty. Support is available for at least five years beyond the production life of the product. Two concepts underlie Agilent's overall support policy: "Our Promise" and "Your Advantage."

#### Our Promise

Our Promise means your Agilent test and measurement equipment will meet its advertised performance and functionality. When you are choosing new equipment, we will help you with product information, including realistic performance specifications and practical recommendations from experienced test engineers. When you use Agilent equipment, we can verify that it works properly, help with product operation, and provide basic measurement assistance for the use of specified capabilities, at no extra cost upon request. Many self-help tools are available.

#### Your Advantage

Your Advantage means that Agilent offers a wide range of additional expert test and measurement services, which you can purchase according to your unique technical and business needs. Solve problems efficiently and gain a competitive edge by contracting with us for calibration, extra-cost upgrades, out-of-warranty repairs, and on-site education and training, as well as design, system integration, project management, and other professional engineering services. Experienced Agilent engineers and technicians worldwide can help you maximize your productivity, optimize the return on investment of your Agilent instruments and systems, and obtain dependable measurement accuracy for the life of those products.

By internet, phone, or fax, get assistance with all your test & measurement needs

#### Online assistance:

[www.agilent.com/comms/lightwave](http://www.agilent.com/comms/lightwave)

#### Phone or Fax

United States:  
(tel) 1 800 452 4844

Canada:  
(tel) 1 877 894 4414  
(fax) (905) 282-6495

Europe:  
(tel) (31 20) 547 2323  
(fax) (31 20) 547 2390

Japan:  
(tel) (81) 426 56 7832  
(fax) (81) 426 56 7840

Latin America:  
(tel) (305) 269 7500  
(fax) (305) 269 7599

Australia:  
(tel) 1 800 629 485  
(fax) (61 3) 9210 5947

New Zealand:  
(tel) 0 800 738 378  
(fax) 64 4 495 8950

Asia Pacific:  
(tel) (852) 3197 7777  
(fax) (852) 2506 9284

Product specifications and descriptions in this document subject to change without notice.

Copyright © 2002 Agilent Technologies  
February, 12 2002  
5988-1570EN

#### Related Agilent Literature

Agilent 8163B Lightwave Multimeter  
Agilent 8164B Lightwave Measurement System  
Agilent 8166B Lightwave Multichannel System  
Technical Specifications  
p/n 5988-3924EN

Agilent 8163A Lightwave Multimeter  
Agilent 8164A Lightwave Measurement System  
Agilent 8166A Lightwave Multichannel System  
Technical Specifications  
p/n 5988-1568EN

Agilent 81480/680/640A Tunable Lasers  
Agilent 81682/642A Tunable Lasers  
Technical Specifications  
p/n 5988-4027EN

Agilent 81689A/81689B/81649A  
Compact Tunable Laser Modules  
Technical Specifications  
p/n 5988-3675EN

Agilent Power Sensor Modules  
Agilent Optical Heads  
Agilent Return Loss Modules  
Technical Specifications  
p/n 5988-1569EN

Agilent 8163A/B Lightwave Multimeter  
Agilent 8164A/B Lightwave Measurement System  
Agilent 8166A/B Lightwave Multichannel System  
Configuration Guide  
p/n 5988-1571



## Agilent Technologies



## Artisan Technology Group is your source for quality new and certified-used/pre-owned equipment

- FAST SHIPPING AND DELIVERY
- TENS OF THOUSANDS OF IN-STOCK ITEMS
- EQUIPMENT DEMOS
- HUNDREDS OF MANUFACTURERS SUPPORTED
- LEASING/MONTHLY RENTALS
- ITAR CERTIFIED SECURE ASSET SOLUTIONS

### SERVICE CENTER REPAIRS

Experienced engineers and technicians on staff at our full-service, in-house repair center

### *InstraView*<sup>SM</sup> REMOTE INSPECTION

Remotely inspect equipment before purchasing with our interactive website at [www.instraview.com](http://www.instraview.com) ↗

### WE BUY USED EQUIPMENT

Sell your excess, underutilized, and idle used equipment. We also offer credit for buy-backs and trade-ins. [www.artisanng.com/WeBuyEquipment](http://www.artisanng.com/WeBuyEquipment) ↗

### LOOKING FOR MORE INFORMATION?

Visit us on the web at [www.artisanng.com](http://www.artisanng.com) ↗ for more information on price quotations, drivers, technical specifications, manuals, and documentation

**Contact us:** (888) 88-SOURCE | [sales@artisanng.com](mailto:sales@artisanng.com) | [www.artisanng.com](http://www.artisanng.com)