



## Artisan Technology Group is your source for quality new and certified-used/pre-owned equipment

- FAST SHIPPING AND DELIVERY
- TENS OF THOUSANDS OF IN-STOCK ITEMS
- EQUIPMENT DEMOS
- HUNDREDS OF MANUFACTURERS SUPPORTED
- LEASING/MONTHLY RENTALS
- ITAR CERTIFIED SECURE ASSET SOLUTIONS

### SERVICE CENTER REPAIRS

Experienced engineers and technicians on staff at our full-service, in-house repair center

### *InstraView*<sup>SM</sup> REMOTE INSPECTION

Remotely inspect equipment before purchasing with our interactive website at [www.instraview.com](http://www.instraview.com) ↗


### WE BUY USED EQUIPMENT

Sell your excess, underutilized, and idle used equipment. We also offer credit for buy-backs and trade-ins. [www.artisanng.com/WeBuyEquipment](http://www.artisanng.com/WeBuyEquipment) ↗

### LOOKING FOR MORE INFORMATION?

Visit us on the web at [www.artisanng.com](http://www.artisanng.com) ↗ for more information on price quotations, drivers, technical specifications, manuals, and documentation

**Contact us:** (888) 88-SOURCE | [sales@artisanng.com](mailto:sales@artisanng.com) | [www.artisanng.com](http://www.artisanng.com)



# Agilent 8648A/B/C/D Signal Generators

Data Sheet

**8648A, 100 kHz to 1 GHz**

**8648B, 9 kHz to 2 GHz**

**8648C, 9 kHz to 3.2 GHz**

**8648D, 9 kHz to 4 GHz**



Specifications describe warranted instrument performance over the 0°C to 50°C temperature range and after a 30-minute warm-up, unless otherwise noted. All performance below a carrier frequency of 250 kHz is typical. Supplemental characteristics are intended to provide information useful in estimating instrument capability in your application by describing typical, but non-warranted performance.



**Agilent Technologies**

# Frequency

## Range

8648A: 100 kHz to 1000 MHz  
 8648B: 9 kHz to 2000 MHz  
 8648C: 9 kHz to 3200 MHz  
 8648D: 9 kHz to 4000 MHz

## Resolution

### Settable

8648A/B/C/D: 0.001 Hz

### Display

10 Hz

## Accuracy<sup>1</sup>

Typically  $\pm 3 \times 10^{-6}$  x carrier frequency (Hz),  
 $\pm 0.15 \times 10^{-6}$  x carrier frequency (Hz) for Option 1E5

## Switching speed (typical)

### 8648A/B/C/D

<1001 MHz: <75 ms  
 ≥1001 MHz: <100 ms

# Internal reference oscillator

## Accuracy and stability<sup>1</sup>

(typical, calibration adjustment dependent)  
 ± Aging rate ± temperature effects ± line voltage effects

	Standard timebase (typical)	High stability timebase (Opt 1E5)
Aging	<±2 ppm/year	<±0.1 ppm/year <sup>2</sup> <±0.0005 ppm/day <sup>2</sup>
Temperature	<±1 ppm	<±0.01 ppm <sup>3</sup> (typical)
Line Voltage <sup>4</sup>	<±0.5 ppm	<±0.1 ppm (typical)

## Output

10 MHz, typically >0.5 V<sub>rms</sub> level into 50 Ω

## External reference oscillator input

Accepts 2, 5, 10 MHz ±10 ppm typical (±1 ppm typical with option 1E5) and a level range of 0.5 V<sub>rms</sub> to 2 V<sub>rms</sub> into 50 Ω

# Spectral purity

## Harmonics

<-30 dBc (output ≤+4 dBm)

## Subharmonics (output ≤+4 dBm)

<1001 MHz: <-60 dBc  
 ≤3200 MHz: <-50 dBc  
 ≥4000 MHz: <-40 dBc

## Nonharmonics (≥5 kHz offset, output ≤+4 dBm)

### 8648A/B/C/D

<249 MHz: <-55 dBc  
 <1001 MHz: <-60 dBc  
 <2001 MHz: <-54 dBc  
 ≤4000 MHz: <-48 dBc

## Residual FM (CCITT, rms)

### 8648A/B/C/D

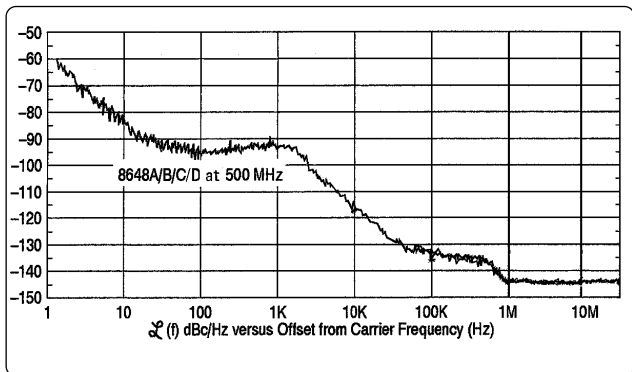
<249 MHz: <7 Hz, typically <4 Hz  
 <501 MHz: <4 Hz, typically <2 Hz  
 <1001 MHz: <7 Hz, typically <4 Hz  
 <2001 MHz: <14 Hz, typically <8 Hz  
 ≤4000 MHz: <28 Hz, typically <12 Hz

## SSB phase noise (at 20 kHz offset, typical)

### 8648A/B/C/D

at fc 500 MHz: <-120 dBc/Hz  
 at fc 1000 MHz: <-116 dBc/Hz  
 at fc 2000 MHz: <-110 dBc/Hz  
 at fc 3000 MHz: <-106 dBc/Hz  
 at fc 4000 MHz: <-104 dBc/Hz

Typical phase noise of the 8648A/B/C/D at 500 MHz



1. After one hour warm-up and within one year of calibration.  
 2. After four days warm-up and within one year of calibration.  
 3. Applies over the 25°C ±5°C range.  
 4. Applies for line voltage change of ±5%.

## Output

### Range

8648A

+10 to -136 dBm

8648B/C/D

≤2500 MHz: +13 to -136 dBm

≤4000 MHz: +10 to -136 dBm

### Maximum leveled power

(High power option 1EA)

8648B/C/D only<sup>1</sup>

≤100 kHz: +17 dBm

≤1000 MHz: +20 dBm

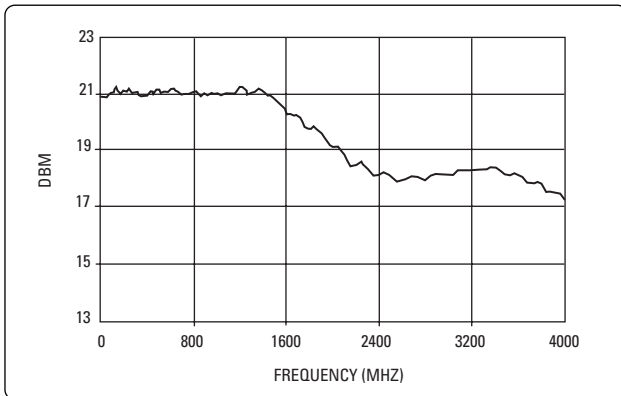
≤1500 MHz: +19 dBm

≤2100 MHz: +17 dBm

≤2500 MHz: +15 dBm

≤4000 MHz: +13 dBm

#### Option 1EA—Typical power versus frequency (GHz)



### Display resolution

0.1 dB

### Accuracy

8648A/B/C/D<sup>2,3,4</sup>

≤2500 MHz: ±1.0 dB

≤3200 MHz: ±1.5 dB

≤4000 MHz: ±2.0 dB

### Reverse power protection (watts into 50 Ω)

≤2000 MHz: 50 watts

≤4000 MHz: 25 watts

### SWR (output <-6 dBm, typical)

8648A/B/C/D

<249 kHz: <2.5:1

<2500 MHz: <1.5:1

≤4000 MHz: <2.0:1

### Output impedance

Nominally 50 ohms

## Amplitude modulation ( $f_c > 1.5$ MHz)<sup>5</sup>

### Range

0 to 100% (output ≤+4 dBm)

### Resolution

0.1%

### Accuracy<sup>6</sup> (1 kHz rate)

±5% of setting ±1.5%

### Rates

8648A/B/C/D

Internal: 400 Hz or 1 kHz or 10 Hz to 20 kHz with Opt 1E2

External: DC: dc to 25 kHz (typical, 3 dB BW)

AC: 1 Hz to 25 kHz (typical, 3 dB BW)

### Distortion (1 kHz rate, THD+N, 0.3 to 3 kHz BW)

(at 30 % AM): <2%

8648A (at 90% AM): <3%

8648B/C/D (at 70% AM): <3%

1. Combining option 1E6 with 1EA reduces maximum output power by 2 dB above 100 MHz. Below 100 MHz, maximum output is +13 dBm (typically +16 dBm for carrier frequencies between 100 kHz and 100 MHz).
2. Accuracy is valid from maximum specified output power to -127 dBm. Below -127 dBm, accuracy is typically ±3 dB in the range 100 kHz to 2500 MHz, and is not specified outside this frequency range.
3. Accuracy applies at 25°C ±5°C; and typically degrades up to ±0.5 dB over 0°C to 50°C or at output power levels >13 dBm.
4. Accuracy is ±3 dB for power levels between -100 dBm and -127 dBm for frequencies below 100 kHz or above 2500 MHz.
5. AM is typical above 1001 MHz.
6. AM accuracy applies at 25°C ±5°C and at <70% depth: it is typically ±7% of setting ±1.5% over 0°C to 50°C.

## Frequency modulation

### Peak deviation (rates >25 Hz ac FM)

#### 8648A/B/C/D

<249 MHz: 0 to 200 kHz  
<501 MHz: 0 to 100 kHz  
<1001 MHz: 0 to 200 kHz  
<2001 MHz: 0 to 400 kHz  
≤4000 MHz: 0 to 800 kHz

### Resolution

For ≤10% peak deviation

<2001 MHz: 10 Hz  
≥2001 MHz: 20 Hz

For >10% to maximum peak deviation

<2001 MHz: 100 Hz  
≥2001 MHz: 200 Hz

### Deviation accuracy (internal 1 kHz rate)

#### 8648A/B/C/D

<1001 MHz: ±3% of FM deviation ±30 Hz  
<2001 MHz: ±3% of FM deviation ±60 Hz  
≤4000 MHz: ±3% of FM deviation ±120 Hz

### Rates

#### 8648A/B/C/D

Internal: 400 Hz or 1 kHz or 10 Hz to 20 kHz with Opt 1E2  
External: DC: dc to 150 kHz (typical, 3 dB BW)  
AC: 1 Hz to 150 kHz (typical, 3 dB BW)

### Distortion (1 kHz rate, THD + N, 0.3 to 3 kHz BW)

<1001 MHz: <1% at deviations >4 kHz  
<2001 MHz: <1% at deviations >8 kHz  
≤4000 MHz: <1% at deviations >16 kHz  
(88 to 108 MHz: <0.5% at deviations ≥75 kHz<sup>1</sup>)

### Carrier frequency accuracy

(relative to CW in dcFM)<sup>2</sup>

#### 8648 A/B/C/D

<1001 MHz: ±100 (typical 40) Hz, deviations <10 kHz  
<2001 MHz: ±200 (typical 80) Hz, deviations <20 kHz  
≤4000 MHz: ±400 (typical 160) Hz, deviations <40 kHz

### FM + FM

Internal 1 kHz or 400 Hz source plus external. In internal plus external FM mode, the internal source produces the set level of deviation. The external input should be set to ≤±0.5V peak or 0.5 Vdc (one-half the set deviation).

## Phase modulation

### Peak deviation

<249 MHz: 0 to 10 radians  
<501 MHz: 0 to 5 radians  
<1001 MHz: 0 to 10 radians  
<2001 MHz: 0 to 20 radians  
≤4000 MHz: 0 to 40 radians

### Resolution

<2001 MHz: 0.01 radians  
≥2001 MHz: 0.02 radians

### Deviation accuracy (internal 1 kHz rate, typical)

#### 8648A/B/C/D

<1001 MHz: ±3% of deviation ±0.05 radians  
<2001 MHz: ±3% of deviation ±0.1 radians  
≤4000 MHz: ±3% of deviation ±0.2 radians

### Rates:

#### Internal

400 Hz or 1 kHz or 10 Hz to 20 kHz with Opt 1E2<sup>1</sup>

#### External

20 Hz to 10 kHz (typical, 3 dB BW)

### Distortion (1 kHz rate)

#### 8648 A/B/C/D

<1001 MHz: <1% at deviations ≥3 radians  
<2001 MHz: <1% at deviations ≥6 radians  
≤4000 MHz: <1% at deviations ≥12 radians

## Modulation source

### Internal

400 Hz or 1 kHz, front panel BNC connector provided at nominally 1 Vpk into 600 Ω.

### External

1 Vpk into 600 Ω (nominal) required for full scale modulation. (High/Low indicator provided for external signals ≤10 kHz.)

1. Only on 8648 series.

2. Specifications apply over the 25°C ±5°C range within one hour of dc FM calibration.

## Modulation generator (Option 1E2)<sup>1</sup>

Adds variable frequency modulation source. Functions also included in Option 1EP Pager encoder/signalling option.

### Waveforms

Sine, Square, Triangle, Sawtooth (Ramp)

### Frequency range

Sine: 10 Hz to 20 kHz

Square, Triangle, Sawtooth: 100 Hz to 2 kHz<sup>2</sup>

### Frequency accuracy

±0.01% typical

### Frequency resolution

1 Hz (3 digits or 10 Hz displayed)

### Depth and deviation accuracy (1 kHz sine)

Refer to AM, FM, and Phase Modulation Accuracy specs

### Output

Front panel BNC. Nominally 1 V<sub>pk</sub>

## Pulse modulation (Option 1E6)

(8648B/C/D Only)

Adds high performance pulse modulation capability

### On/off ratio

<2000 MHz: >80 dB

≤4000 MHz: >70 dB

### Rise/fall times

<10 ns

### Maximum repetition rate

10 MHz

### Video feedthrough

<30 mV (typical)

### Delay

<60 ns (typical)

### Pulse input

TTL level (±15 V max)

## Pager encoder/signaling (Option 1EP)

(8648A only)

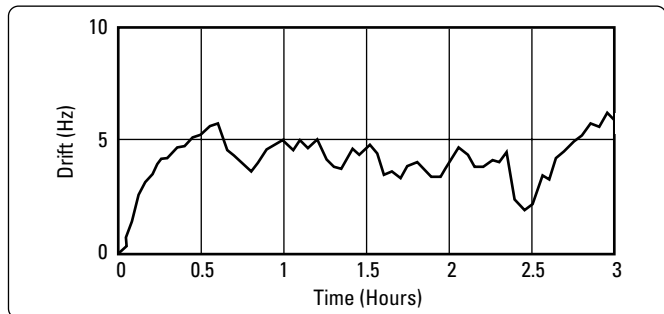
Adds functionality for testing POCSAG, FLEX<sup>TM3</sup> and FLEX-TD. Also includes Modulation Generator functions of Option 1E2. Instrument characteristics are the same as the 8648A except as noted below.

### Frequency

Accuracy with Option 1E5<sup>4</sup>: Typically ±0.15x10<sup>-6</sup> x carrier frequency in Hz or 0.092x10<sup>-6</sup> x carrier frequency in Hz within 90 days of calibration.

### Frequency modulation

FSK Deviation Accuracy with Option 1EP: ±60 Hz<sup>5</sup>



### Pager signaling

Supported Pager Protocols: POCSAG, FLEX<sup>TM</sup>, and FLEX-TD

#### POCSAG

Speed: 512, 1200, and 2400 bps

Message Format: Tone only, Numeric, Alphanumeric

#### FLEX/FLEX-TD

Speed

2 Level FSK: 1600 and 3200 bps

4 Level FSK: 3200 and 6400 bps

Message Format: Tone only, Numeric (standard and special), Alphanumeric, HEX/Binary

Address Type: Short, Long

#### Messaging accessible from front panel or GP-IB

Message Types: Five fixed (built-in), one user-defined

Message Length: 40 characters maximum

Repetition Modes: Single, Burst, Continuous

#### Messaging accessible only over GP-IB

Message Type: Arbitrary (user-defined)

Batch Length

FLEX/FLEX-TD: 128 Frames

POCSAG: 128 Batches

Repetition Mode: Single only

Data Rate Accuracy: ±5 ppm<sup>6</sup>

1. Only on 8648 series.

2. Useable from 10 Hz to 20 kHz; however, bandwidth limitations may result in wave-form degradation. Refer to AM, FM, and Phase ModulationRate specs (External AC mode).

3. FLEX is a Motorola trademark.

4. After one hour warm-up and within one year of calibration.

5. Specifications apply over the 25°C ±5°C range, 4.8 kHz deviation.

Meets FLEX requirements at 274 to 288, 322 to 329, 929 to 932 MHz.

6. Specifications apply over the 25°C ±5°C range.

## Modulation source

Internal: 400 Hz or 1 kHz, or audio generator (see Option 1E2 for characteristics), front panel BNC connector provided at nominally 1 Vp into 600 Ω.

## General

Storage Registers: 70 storage registers with sequence and register number displayed. Up to 10 sequences are available with 30 registers each.

## ISO 9002 compliant

The Agilent 8648A/B/C/D signal generators are manufactured in an ISO 9002 registered facility in concurrence with Agilent Technologies' commitment to quality.

## Environmental

### Operating temperature range

0°C to 50°C

### Shock and vibration

Meets MIL STD 28800E Type III, Class 5

### Leakage

Conducted and radiated interference meets MIL STD 461B RE02 Part 2 and CISPR 11. Leakage is typically <1 μV (nominally 0.1 μV with a two-turn loop) at ≤1001 MHz, when measured with a resonant dipole antenna one inch from any surface (except the rear panel) with output level <0 dBm (all inputs/outputs properly terminated).

## Remote programming

### Interface

GP-IB (IEEE-488.2-1987) with Listen and Talk.

### Control languages

SCPI version 1992.0. 8656B and 8657 code compatibility on 8648A/B/C/D.

### Functions controlled

All functions are programmable except the front-panel power key, the knobs, the increment set key, the arrow keys, the reference keys and the rear-panel display contrast control.

### IEEE-488 functions

SH1, AH1, T6, TE0, L4, LE0, SR1, RL1, PP0, DC1, DT0, C0, E2.

## General

### Power requirements

90 to 264 V; 48 to 440 Hz; 170 VA maximum

### Internal diagnostics

Automatically executes on instrument power-up. Assists user in locating instrument errors and locating faulty module.

### Storage registers

300 storage registers with sequence and register number displayed. Up to 10 sequences are available with 30 registers each.

### Weight

8648A

7 kg (15 lb.) net, 9 kg (20 lb.) shipping

8648B/C/D

8.5 kg (19 lb.) net, 11 kg (24 lb.) shipping

### Dimensions

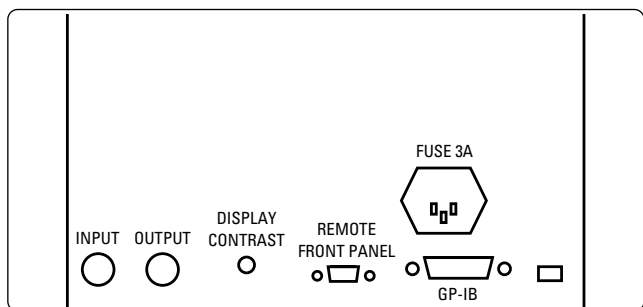
8648A/B/C/D

165H x 330W x 368D mm (6.5H x 13W x 14.6D inches)

## Accessories

### Transit case

8648A/B/C/D: P/N 5961-4720



8648 Rear panel

**To add options to a model, use the following ordering scheme:**

## Example

Model #	8648C
Model #-option#	8648C-1EA
Model #-option#	8348C-1E2

## Options

Model # -1EA	High output power <sup>1</sup>
Model # -1E2	Modulation generator
Model # -1E5	High stability time base
Model # -1E6	Pulse modulation <sup>1</sup>
Model # -1EP	Pager signaling capability <sup>2</sup>

## Documentation

Model # -UK6	Commercial calibration certificate with testdata
08648-90048	English Operation and Service Guide
Model # -AB0	Chinese localization Taiwan
Model # -AB1	Korean localization
Model # -AB2	Chinese localization - China
Model # -ABD	German localization
Model # -ABE	Spanish localization
Model # -ABF	French localization
Model # -ABJ	Japanese localization
Model # -0B0	Delete manuals

## Accessories

Model # -1CM	Rack mount kit
--------------	----------------

## Warranty and Service

Standard warranty is 12 months.

For warranty and service of 5 years, specify 60 months (quantity = 60)

R-51B	Return-to-Agilent warranty and service plan (months)
-------	--

## Calibration

For 3 years, specify 36 months of the appropriate calibration plan.

For 5 years, specify 60 months.

R-50C-001	Standard calibration plan (months)
R-50C-002	Standards compliant calibration plan (months)

---

1. Not available on 8648A

2. Only available on 8648A



## Additional resources

For additional information and feature comparisons, refer to the 8648 product overview (literature number 5962-6191E).

### Agilent Technologies' Test and Measurement Support, Services, and Assistance

Agilent Technologies aims to maximize the value you receive, while minimizing your risk and problems. We strive to ensure that you get the test and measurement capabilities you paid for and obtain the support you need. Our extensive support resources and services can help you choose the right Agilent products for your applications and apply them successfully. Every instrument and system we sell has a global warranty. Support is available for at least five years beyond the production life of the product. Two concepts underlie Agilent's overall support policy: "Our Promise" and "Your Advantage."

#### Our Promise

Our Promise means your Agilent test and measurement equipment will meet its advertised performance and functionality. When you are choosing new equipment, we will help you with product information, including realistic performance specifications and practical recommendations from experienced test engineers. When you use Agilent equipment, we can verify that it works properly, help with product operation, and provide basic measurement assistance for the use of specified capabilities, at no extra cost upon request. Many self-help tools are available.

#### Your Advantage

Your Advantage means that Agilent offers a wide range of additional expert test and measurement services, which you can purchase according to your unique technical and business needs. Solve problems efficiently and gain a competitive edge by contracting with us for calibration, extra-cost upgrades, out-of-warranty repairs, and on-site education and training, as well as design, system integration, project management, and other professional engineering services. Experienced Agilent engineers and technicians worldwide can help you maximize your productivity, optimize the return on investment of your Agilent instruments and systems, and obtain dependable measurement accuracy for the life of those products.

**By internet, phone, or fax, get assistance with all your test and measurement needs.**

**Online assistance:**  
**[www.agilent.com/find/assist](http://www.agilent.com/find/assist)**

#### Phone or Fax

United States:

(tel) 1 800 452 4844

Canada:

(tel) 1 877 894 4414

(fax) (905) 282 6495

China:

(tel) 800 810 0189

(fax) 1 0800 650 0121

Europe:

(tel) (31 20) 547 2323

(fax) (31 20) 547 2390

Latin America:

(tel) (305) 269 7500

(fax) (305) 269 7599

Japan:

(tel) (81) 426 56 7832

(fax) (81) 426 56 7840

Korea:

(tel) (82 2) 2004 5004

(fax) (82 2) 2004 5115

Taiwan:

(tel) 080 004 7866

(fax) (886 2) 2545 6723

Other Asia Pacific Countries:

(tel) (65) 375 8100

(fax) (65) 836 0252

Email: [tm\\_asia@agilent.com](mailto:tm_asia@agilent.com)

Product specifications and descriptions in this document subject to change without notice.



### Agilent Email Updates

**[www.agilent.com/find/emailupdates](http://www.agilent.com/find/emailupdates)**

Get the latest information on the products and applications you select.

© Agilent Technologies, Inc. 2002

Printed in USA, July 18, 2002

**5965-3432E**



**Agilent Technologies**



## Artisan Technology Group is your source for quality new and certified-used/pre-owned equipment

- FAST SHIPPING AND DELIVERY
- TENS OF THOUSANDS OF IN-STOCK ITEMS
- EQUIPMENT DEMOS
- HUNDREDS OF MANUFACTURERS SUPPORTED
- LEASING/MONTHLY RENTALS
- ITAR CERTIFIED SECURE ASSET SOLUTIONS

### SERVICE CENTER REPAIRS

Experienced engineers and technicians on staff at our full-service, in-house repair center

### *InstraView*<sup>SM</sup> REMOTE INSPECTION

Remotely inspect equipment before purchasing with our interactive website at [www.instraview.com](http://www.instraview.com) ↗

### WE BUY USED EQUIPMENT

Sell your excess, underutilized, and idle used equipment. We also offer credit for buy-backs and trade-ins. [www.artisanng.com/WeBuyEquipment](http://www.artisanng.com/WeBuyEquipment) ↗

### LOOKING FOR MORE INFORMATION?

Visit us on the web at [www.artisanng.com](http://www.artisanng.com) ↗ for more information on price quotations, drivers, technical specifications, manuals, and documentation

**Contact us:** (888) 88-SOURCE | [sales@artisanng.com](mailto:sales@artisanng.com) | [www.artisanng.com](http://www.artisanng.com)