



## Artisan Technology Group is your source for quality new and certified-used/pre-owned equipment

- FAST SHIPPING AND DELIVERY
- TENS OF THOUSANDS OF IN-STOCK ITEMS
- EQUIPMENT DEMOS
- HUNDREDS OF MANUFACTURERS SUPPORTED
- LEASING/MONTHLY RENTALS
- ITAR CERTIFIED SECURE ASSET SOLUTIONS

### SERVICE CENTER REPAIRS

Experienced engineers and technicians on staff at our full-service, in-house repair center

### *InstraView*<sup>SM</sup> REMOTE INSPECTION

Remotely inspect equipment before purchasing with our interactive website at [www.instraview.com](http://www.instraview.com) ↗

### WE BUY USED EQUIPMENT

Sell your excess, underutilized, and idle used equipment. We also offer credit for buy-backs and trade-ins. [www.artisanng.com/WeBuyEquipment](http://www.artisanng.com/WeBuyEquipment) ↗

### LOOKING FOR MORE INFORMATION?

Visit us on the web at [www.artisanng.com](http://www.artisanng.com) ↗ for more information on price quotations, drivers, technical specifications, manuals, and documentation

**Contact us:** (888) 88-SOURCE | [sales@artisanng.com](mailto:sales@artisanng.com) | [www.artisanng.com](http://www.artisanng.com)

# LDM 4980 Series

Telecom  
Laser Diode  
Mount

## Specifications

### INPUT CONNECTORS (EXCEPT 4989)

- 1) Laser Diode Current (Female 9-pin)
- 2) Internal Laser Temp Control (Male 9-pin)
- 3) Mount Temperature Control Option (Male 9-pin)

The LDM-4989 has three 9-pin connectors that are completely user-configurable.

### CASE TEMPERATURE CONTROL OPTIONS

Temperature Control Range:<sup>1</sup> -5°C to 50°C  
 Sensor Type: 10 k $\Omega$  thermistor  
 TE Module Ratings:  
 $Q_{max} = 14W$   
 $I_{max} = 6.0A$   
 $V_{max} = 4.2V$   
 $\Delta T_{max} = 70^{\circ}C$   
 Size: Adds approx. 1.5" to width and 0.3" to height

### BIAS-T OPTION

Modulation Bandwidth<sup>2</sup>: 10–800MHz  
 Input Impedance: 50 $\Omega$   
 Connector: SMA

### GENERAL

Size (HxWxD): 32mm x 102mm x 140mm  
 1.25" x 4.0" x 5.5"  
 Size (with TE-550 option): 39mm x 140mm x 140mm  
 1.55" x 5.5" x 5.5"  
 Weight: 0.64 kg (1.4 lbs)

### NOTES

- 1 Typical temperature control range at 20°C ambient. Actual range will depend on thermal power from laser module, ambient temperature, and whether or not the mount is affixed to optical table (¼–20 screws included with TE-550 option).
- 2 Actual optical modulation bandwidth and flatness are dependent upon laser used.

### ORDERING INFORMATION

LDM-4982	DIL Laser Mount
TE-550	Case Temperature Control
BT-481	Bias-T Modulation Circuitry
LDM-4982M	Mini-DIL Laser Mount with Case Temperature Control
LDM-4984	14-pin Butterfly Mount
TE-550	Case Temperature Control
BT-482A	Bias-T Modulation Circuitry
BT-482B	Bias-T Modulation Circuitry
LDM-4986	Connectorized Laser Mount
LDM-4989	26-pin and 20-pin Butterfly Mount
LDM-4989T	Includes TE-550 Case Temperature Control
LDM-4983	13-pin and 7-pin Butterfly Mount
LDM-4983T	Includes TE-550 Case Temperature Control
LDM-4984RF	14-pin 2.5 GHz Butterfly Mount
TE-550	Case Temperature Control
LFS-498	Laser Fiber Spool

## Product Features

**NEW!** Mini-DIL version with case temperature control

DIL, Butterfly, or connectorized package versions

Easy insertion and removal of laser packages

Configurable laser pin-out

Standard laser current and temperature control connectors

Bias-T modulation option (LDM-4982 and LDM-4984)

Case temperature control option

Butterfly versions for 7-pin, 13-pin, 14-pin, 20-pin, and 26-pin packages

The LDM-4980 Series of Laser Diode Mounts provides a compact, easy-to-use solution for laser diode fixturing. These mounts are available in DIL, mini-DIL, butterfly, and connectorized laser diode package versions. Butterfly versions are available for 7-pin, 13-pin, 14-pin, 20-pin, and 26-pin packages. This series of mounts accommodates most telecom laser module types including CW, direct modulated (Bias-T), 2.5Gbits/s, 10Gbits/s, and tunable DFB laser modules.

Each mount features ILX Lightwave's standard 9-pin D-sub input connectors with configurable pin designations to accommodate virtually any laser diode pin configuration. Zero insertion force (ZIF) sockets and spring-loaded clamps facilitate ease of mounting. Bias-T options include a 50 $\Omega$  SMA input connector and circuitry for directly modulating the laser drive current.

The TE-550 Case Temperature Control option is available for all of these laser diode mounts. Case temperature control is ideal for applications requiring tight temperature stability or different case temperatures or for testing laser diodes at a wider temperature range than can be accomplished with the internal TEC.

The LDM-4980 Series offers a high-value solution for demanding applications, such as laser diode testing and characterization, and are ideal for use with ILX Lightwave instrumentation.

## Bias-T and 2.5Gbits/s Pin Configuration Guide

Circuit Type	Type A Bias-T		Type B Bias-T	2.5Gbits/s Internally Modulated Lasers
Package Type	DIL	Butterfly	Butterfly	Butterfly-RF
Mount Option	BT481	BT482A	BT482B	LDM-4984RF
PIN 1	*	*	*	*
PIN 2	*	*	*	*
PIN 3	*	*	*	*
PIN 4	*	*	*	*
PIN 5	*	*	*	*
PIN 6	*	*	*	*
PIN 7	*	*	*	*
PIN 8	*	*	*	*
PIN 9	Laser Cathode		*	Las Anode/Case
PIN 10	Las Anode/Case		Las Anode/Case	Las Anode/Case
PIN 11	*	*	Las Anode/Case	Las Anode/Case
PIN 12	*	*	*	Modulation (AC in)
PIN 13	*	*	*	Las Anode/Case

\* User configurable pin assignment. All pins are configurable on other mount versions.



## Compact, Convenient, and Flexible Laser Diode Mounts

**ILX Lightwave**  
Laser Diode Instrumentation & Test Systems

**ILX Lightwave**  
Laser Diode Instrumentation & Test Systems  
P.O. Box 6310, Bozeman, MT 59771 • FAX: 406-586-9405  
[www.ilxlightwave.com](http://www.ilxlightwave.com)

For information call  
**1-800-459-9459**

International Inquiries: 406-556-2481  
email: [sales@ilxlightwave.com](mailto:sales@ilxlightwave.com)



Rev04.071206

Artisan Technology Group - Quality Instrumentation ... Guaranteed | (888) 88-SOURCE | [www.artisan-tg.com](http://www.artisan-tg.com)

# LDM 4980 Series


Telecom  
Laser Diode  
Mount

# LDM 4980 Series

Telecom  
Laser Diode  
Mount

## CW or Direct Modulated Lasers

### LDM-4982 DIL Laser Mount




Dual-In-Line (DIL)

Compatible with 14-pin DIL laser modules, the LDM-4982 employs a zero insertion force (ZIF) socket for ease-of-installation. This mount can be ordered with the Type-A Bias-T circuitry option.

#### ORDERING OPTIONS

TE-550 Case Temperature Control  
BT-481 Bias-T Modulation Circuitry  
LFS-498 Laser Fiber Spool

### LDM-4982M Mini-DIL Laser



Mini-DIL


Compatible with 8-pin mini-DIL laser modules, the LDM-4982M employs a zero insertion force (ZIF) socket for ease-of-installation. The mount comes standard with case temperature control.

Temperature Control Range: -5°C to 85°C  
Sensor Type: 100kΩ thermistor  
Size (H x W x D): 39.39mm x 139.70mm x 139.70mm  
1.55" x 5.5" x 5.5"

#### ORDERING OPTIONS

LFS-498 Laser Fiber Spool

### LDM-4984 14-pin Butterfly Mount



14-Pin Butterfly

The LDM-4984 is compatible with 14-pin butterfly laser modules. Optionally, Bias-T circuits can be ordered with Type-A or Type-B configurations.

TE-550 Case Temperature Control  
BT-482A Bias-T Modulation, Type A  
BT-482B Bias-T Modulation, Type B  
LFS-498 Laser Fiber Spool

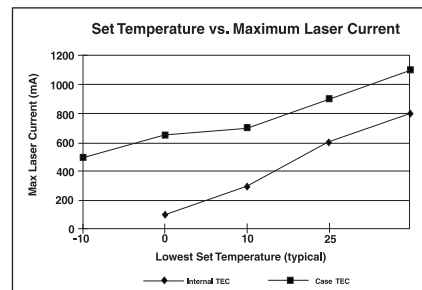
#### ORDERING OPTIONS

### LDM-4986 Connectorized Laser Mount



Connectorized (Flanged)

The LDM-4986 is compatible with 3-pin and 4-pin can-type and flanged lasers. Flanges can be clamped to the hotplate either vertically or horizontally. The mount comes standard with case temperature control.




The LDM-4980 series mounts stabilize temperature under a variety of load conditions.

#### ORDERING OPTIONS

LFS-498 Laser Fiber Spool

### LDM-4989 26-pin (and 20-pin) Butterfly Mount




26/20-Pin Butterfly

The LDM-4989 is designed for 20-pin and 26-pin butterfly packages such as wavelength tunable DFB laser modules. Two standard 13-pin socket sides are used on this mount, enabling the use of most butterfly packages with standard pin-spacing. For example, on 20-pin packages with 7 pins on one side and 13 pins on the other side, every other mount pin is wired on the 7-pin side. Three 9-pin D-sub connector inputs are provided (1 female and 2 male) for use with user-supplied custom cables.

#### ORDERING OPTIONS

LDM-4989T Includes TE-550 Case Temperature Control (Note: LDM-4989T option reduces the number of input connector pins available for laser control to 18.)  
LFS-498 Laser Fiber Spool

### LDM-4984RF 14-pin 2.5GHz Butterfly Mount



14-Pin Internal Bias-T Modulated

The LDM-4984RF is compatible with internal Bias-T modulated 14-pin butterfly laser modules. The specially designed RF modulation input block interfaces a 50 modulation source to internally-modulated lasers with a 25 input impedance on pin 12. A trim-capacitor is mounted on the RF block to optimize the modulation characteristics for your application. Pin configuration information is shown on the last page of this datasheet.

#### MODULATION SPECIFICATIONS

Modulation Bandwidth: 10MHz to >2.5GHz  
Flatness to 2.5 GHz: ±1.5dB  
Max. Modulation Current: 140mA rms  
Input Connector: 50Ω SMA  
Laser Input Impedance: 25Ω

#### ORDERING OPTIONS

TE-550 Case Temperature Control  
LFS-498 Laser Fiber Spool

## Internally Modulated Lasers

### LDM-4983 13-pin (and 7-pin) Butterfly Mount



13/7-Pin 10 Gbits/s Package

The LDM-4983 is designed for "one-sided butterfly" packages that have the modulation input on one side and seven or thirteen pins on the other side. These packages are typically used for 10 Gbits/s internally

modulated laser modules. A special electrical terminal allows you to configure the potential of the hotplate and laser module case (grounded, floating, or at a specified potential).

#### ORDERING OPTIONS

LDM-4983T Includes TE-550 Case Temperature Control  
LFS-498 Laser Fiber Spool

### LFS-498 Laser Fiber Spool



The LFS-498 Fiber Management Spool

The LFS-498 is an innovative fiber management tool compatible with all the LDM-4980 Series Laser Diode Mounts. The LFS-498 effortlessly attaches to the top of the laser diode mount, organizing your benchtop or test station and prevents inadvertent fiber damage.

# LDM 4980 Series


Telecom  
Laser Diode  
Mount

# LDM 4980 Series

Telecom Laser Diode Mount

## CW or Direct Modulated Lasers

### LDM-4982 DIL Laser Mount




Dual-In-Line (DIL)

Compatible with 14-pin DIL laser modules, the LDM-4982 employs a zero insertion force (ZIF) socket for ease-of-installation. This mount can be ordered with the Type-A Bias-T circuitry option.

#### ORDERING OPTIONS

TE-550 Case Temperature Control  
BT-481 Bias-T Modulation Circuitry  
LFS-498 Laser Fiber Spool

### LDM-4982M Mini-DIL Laser



Mini-DIL


Compatible with 8-pin mini-DIL laser modules, the LDM-4982M employs a zero insertion force (ZIF) socket for ease-of-installation. The mount comes standard with case temperature control.

Temperature Control Range: -5°C to 85°C  
Sensor Type: 100kΩ thermistor  
Size (H x W x D): 39.39mm x 139.70mm x 139.70mm  
1.55" x 5.5" x 5.5"

#### ORDERING OPTIONS

LFS-498 Laser Fiber Spool

### LDM-4984 14-pin Butterfly Mount



14-Pin Butterfly

The LDM-4984 is compatible with 14-pin butterfly laser modules. Optionally, Bias-T circuits can be ordered with Type-A or Type-B configurations.

TE-550 Case Temperature Control  
BT-482A Bias-T Modulation, Type A  
BT-482B Bias-T Modulation, Type B  
LFS-498 Laser Fiber Spool

#### ORDERING OPTIONS

## Internally Modulated Lasers

### LDM-4983 13-pin (and 7-pin) Butterfly Mount



13/7-Pin 10 Gbits/s Package


The LDM-4983 is designed for "one-sided butterfly" packages that have the modulation input on one side and seven or thirteen pins on the other side. These packages are typically used for 10 Gbits/s internally

modulated laser modules. A special electrical terminal allows you to configure the potential of the hotplate and laser module case (grounded, floating, or at a specified potential).

#### ORDERING OPTIONS

LDM-4983T Includes TE-550 Case Temperature Control  
LFS-498 Laser Fiber Spool


### LDM-4986 Connectorized Laser Mount



Connectorized (Flanged)

The LDM-4986 is compatible with 3-pin and 4-pin can-type and flanged lasers. Flanges can be clamped to the hotplate either vertically or horizontally. The mount comes standard with case temperature control.

### LDM-4989 26-pin (and 20-pin) Butterfly Mount



26/20-Pin Butterfly


The LDM-4989 is designed for 20-pin and 26-pin butterfly packages such as wavelength tunable DFB laser modules. Two standard 13-pin socket sides are used on this mount, enabling the use of most

butterfly packages with standard pin-spacing. For example, on 20-pin packages with 7 pins on one side and 13 pins on the other side, every other mount pin is wired on the 7-pin side. Three 9-pin D-sub connector inputs are provided (1 female and 2 male) for use with user-supplied custom cables.

#### ORDERING OPTIONS

LDM-4989T Includes TE-550 Case Temperature Control (Note: LDM-4989T option reduces the number of input connector pins available for laser control to 18.)  
LFS-498 Laser Fiber Spool

### LDM-4984RF 14-pin 2.5GHz Butterfly Mount



14-Pin Internal Bias-T Modulated

The LDM-4984RF is compatible with internal Bias-T modulated 14-pin butterfly laser modules. The specially designed RF modulation input block interfaces a 50 modulation source to

internally-modulated lasers with a 25 input impedance on pin 12. A trim-capacitor is mounted on the RF block to optimize the modulation characteristics for your application. Pin configuration information is shown on the last page of this datasheet.

#### MODULATION SPECIFICATIONS

Modulation Bandwidth: 10MHz to >2.5GHz  
Flatness to 2.5 GHz: ±1.5dB  
Max. Modulation Current: 140mA rms  
Input Connector: 50Ω SMA  
Laser Input Impedance: 25Ω

#### ORDERING OPTIONS

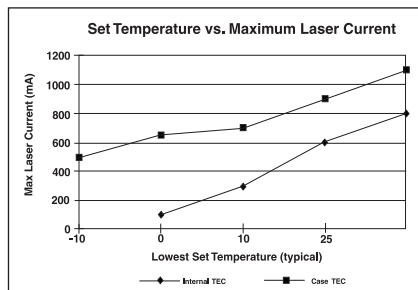
TE-550 Case Temperature Control  
LFS-498 Laser Fiber Spool

### LFS-498 Laser Fiber Spool



The LFS-498 Fiber Management Spool

The LFS-498 is an innovative fiber management tool compatible with all the LDM-4980 Series Laser Diode Mounts. The LFS-498 effortlessly attaches to the top of the laser diode mount, organizing your benchtop or test station and prevents inadvertent fiber damage.



The LDM-4980 series mounts stabilize temperature under a variety of load conditions.

#### ORDERING OPTIONS

LFS-498 Laser Fiber Spool

# LDM 4980 Series

Telecom Laser Diode Mount

# LDM 4980 Series

Telecom  
Laser Diode  
Mount

## Specifications

### INPUT CONNECTORS (EXCEPT 4989)

- 1) Laser Diode Current (Female 9-pin)
- 2) Internal Laser Temp Control (Male 9-pin)
- 3) Mount Temperature Control Option (Male 9-pin)

The LDM-4989 has three 9-pin connectors that are completely user-configurable.

### CASE TEMPERATURE CONTROL OPTIONS

Temperature Control Range:<sup>1</sup> -5°C to 50°C  
 Sensor Type: 10 kΩ thermistor  
 TE Module Ratings:  
 $Q_{max} = 14W$   
 $I_{max} = 6.0A$   
 $V_{max} = 4.2V$   
 $\Delta T_{max} = 70°C$   
 Size: Adds approx. 1.5" to width and 0.3" to height

### BIAS-T OPTION

Modulation Bandwidth<sup>2</sup>: 10–800MHz  
 Input Impedance: 50Ω  
 Connector: SMA

### GENERAL

Size (HxWxD): 32mm x 102mm x 140mm  
 1.25" x 4.0" x 5.5"  
 Size (with TE-550 option): 39mm x 140mm x 140mm  
 1.55" x 5.5" x 5.5"  
 Weight: 0.64 kg (1.4 lbs)

### NOTES

- 1 Typical temperature control range at 20°C ambient. Actual range will depend on thermal power from laser module, ambient temperature, and whether or not the mount is affixed to optical table (¼–20 screws included with TE-550 option).
- 2 Actual optical modulation bandwidth and flatness are dependent upon laser used.

### ORDERING INFORMATION

LDM-4982	DIL Laser Mount
TE-550	Case Temperature Control
BT-481	Bias-T Modulation Circuitry
LDM-4982M	Mini-DIL Laser Mount with Case Temperature Control
LDM-4984	14-pin Butterfly Mount
TE-550	Case Temperature Control
BT-482A	Bias-T Modulation Circuitry
BT-482B	Bias-T Modulation Circuitry
LDM-4986	Connectorized Laser Mount
LDM-4989	26-pin and 20-pin Butterfly Mount
LDM-4989T	Includes TE-550 Case Temperature Control
LDM-4983	13-pin and 7-pin Butterfly Mount
LDM-4983T	Includes TE-550 Case Temperature Control
LDM-4984RF	14-pin 2.5 GHz Butterfly Mount
TE-550	Case Temperature Control
LFS-498	Laser Fiber Spool

## Product Features

**NEW!** Mini-DIL version with case temperature control

DIL, Butterfly, or connectorized package versions

Easy insertion and removal of laser packages

Configurable laser pin-out

Standard laser current and temperature control connectors

Bias-T modulation option (LDM-4982 and LDM-4984)

Case temperature control option

Butterfly versions for 7-pin, 13-pin, 14-pin, 20-pin, and 26-pin packages

The LDM-4980 Series of Laser Diode Mounts provides a compact, easy-to-use solution for laser diode fixturing. These mounts are available in DIL, mini-DIL, butterfly, and connectorized laser diode package versions. Butterfly versions are available for 7-pin, 13-pin, 14-pin, 20-pin, and 26-pin packages. This series of mounts accommodates most telecom laser module types including CW, direct modulated (Bias-T), 2.5Gbits/s, 10Gbits/s, and tunable DFB laser modules.

Each mount features ILX Lightwave's standard 9-pin D-sub input connectors with configurable pin designations to accommodate virtually any laser diode pin configuration. Zero insertion force (ZIF) sockets and spring-loaded clamps facilitate ease of mounting. Bias-T options include a 50Ω SMA input connector and circuitry for directly modulating the laser drive current.

The TE-550 Case Temperature Control option is available for all of these laser diode mounts. Case temperature control is ideal for applications requiring tight temperature stability or different case temperatures or for testing laser diodes at a wider temperature range than can be accomplished with the internal TEC.

The LDM-4980 Series offers a high-value solution for demanding applications, such as laser diode testing and characterization, and are ideal for use with ILX Lightwave instrumentation.

## Bias-T and 2.5Gbits/s Pin Configuration Guide

Circuit Type	Type A Bias-T		Type B Bias-T	2.5Gbits/s Internally Modulated Lasers
Package Type	DIL	Butterfly	Butterfly	Butterfly-RF
Mount Option	BT481	BT482A	BT482B	LDM-4984RF
PIN 1	*	*	*	*
PIN 2	*	*	*	*
PIN 3	*	*	*	*
PIN 4	*	*	*	*
PIN 5	*	*	*	*
PIN 6	*	*	*	*
PIN 7	*	*	*	*
PIN 8	*	*	*	*
PIN 9	Laser Cathode		*	Las Anode/Case
PIN 10	Las Anode/Case		Las Anode/Case	Las Anode/Case
PIN 11	*	*	Las Anode/Case	Las Anode/Case
PIN 12	*	*	*	Modulation (AC in)
PIN 13	*	*	*	Las Anode/Case

\* User configurable pin assignment. All pins are configurable on other mount versions.



## Compact, Convenient, and Flexible Laser Diode Mounts

**ILX Lightwave**  
Laser Diode Instrumentation & Test Systems

**ILX Lightwave**  
Laser Diode Instrumentation & Test Systems  
P.O. Box 6310, Bozeman, MT 59771 • FAX: 406-586-9405  
[www.ilxlightwave.com](http://www.ilxlightwave.com)

For information call  
**1-800-459-9459**

International Inquiries: 406-556-2481  
email: [sales@ilxlightwave.com](mailto:sales@ilxlightwave.com)



Rev04.071206

Artisan Technology Group - Quality Instrumentation ... Guaranteed | (888) 88-SOURCE | [www.artisan-tg.com](http://www.artisan-tg.com)

# LDM 4980 Series

Telecom  
Laser Diode  
Mount



## Artisan Technology Group is your source for quality new and certified-used/pre-owned equipment

- FAST SHIPPING AND DELIVERY
- TENS OF THOUSANDS OF IN-STOCK ITEMS
- EQUIPMENT DEMOS
- HUNDREDS OF MANUFACTURERS SUPPORTED
- LEASING/MONTHLY RENTALS
- ITAR CERTIFIED SECURE ASSET SOLUTIONS

### SERVICE CENTER REPAIRS

Experienced engineers and technicians on staff at our full-service, in-house repair center

### *InstraView*<sup>SM</sup> REMOTE INSPECTION

Remotely inspect equipment before purchasing with our interactive website at [www.instraview.com](http://www.instraview.com) ↗

### WE BUY USED EQUIPMENT

Sell your excess, underutilized, and idle used equipment. We also offer credit for buy-backs and trade-ins. [www.artisanng.com/WeBuyEquipment](http://www.artisanng.com/WeBuyEquipment) ↗

### LOOKING FOR MORE INFORMATION?

Visit us on the web at [www.artisanng.com](http://www.artisanng.com) ↗ for more information on price quotations, drivers, technical specifications, manuals, and documentation

**Contact us:** (888) 88-SOURCE | [sales@artisanng.com](mailto:sales@artisanng.com) | [www.artisanng.com](http://www.artisanng.com)