



Artisan Technology Group is your source for quality new and certified-used/pre-owned equipment

- FAST SHIPPING AND DELIVERY
- TENS OF THOUSANDS OF IN-STOCK ITEMS
- EQUIPMENT DEMOS
- HUNDREDS OF MANUFACTURERS SUPPORTED
- LEASING/MONTHLY RENTALS
- ITAR CERTIFIED SECURE ASSET SOLUTIONS

SERVICE CENTER REPAIRS

Experienced engineers and technicians on staff at our full-service, in-house repair center

*InstraView*SM REMOTE INSPECTION

Remotely inspect equipment before purchasing with our interactive website at www.instraview.com ↗

WE BUY USED EQUIPMENT

Sell your excess, underutilized, and idle used equipment. We also offer credit for buy-backs and trade-ins. www.artisanng.com/WeBuyEquipment ↗

LOOKING FOR MORE INFORMATION?

Visit us on the web at www.artisanng.com ↗ for more information on price quotations, drivers, technical specifications, manuals, and documentation

Contact us: (888) 88-SOURCE | sales@artisanng.com | www.artisanng.com

VMEbus RECEIVER

RECEIVER OVERVIEW


The VMEbus receiver is a member of the JR3 family of serial receivers. It interfaces the VMEbus to any of JR3's high speed, serial, six axis, force and torque transducers. It has a form factor which allows it to plug directly into any single width, double height, 6U-VMEbus slot.

The VMEbus receiver directly interfaces to the force sensor through a small 6 or 8 wire cable. The VMEbus receiver uses the cable to provide power to the sensor, as well as to receive the high speed serial data from the sensor. The VMEbus receiver contains circuitry to monitor and adjust the power supply voltage to the sensor. The automatic power supply adjustment means that the sensor cable requirements are very forgiving. Long, small gage wires can be used with success. And since the VMEbus receiver receives power directly from the computer bus, no external power supply is required.

The VMEbus receiver uses an Analog Devices ADSP-2105, a 10 Mips digital signal processing chip. This chip has the ability to provide decoupled and filtered data at 8 kHz per axis. This data rate is an order of magnitude faster than previously available in the industry. Some of the signal processing functions performed by the VMEbus receiver include: decoupling, coordinate transformation (translation and rotation), low-pass filtering, vector magnitude calculation, maximum and minimum peak capture, threshold monitoring, and rate calculations.

The VMEbus receiver communicates to the host computer through 32k-bytes of shared memory in the A24 address space. The interface adheres to ANSI/IEEE 1014-1987, the VMEbus specification.

JR3 has serial sensor receivers available with a variety of interfaces. These include ISA-bus, VMEbus, and Stäubli Unival. JR3 also has many other interface options available. Please call our applications engineers to discuss your particular needs.



JR3 PART NO. 1514

Power Requirements:

The VMEbus receiver requires no external power. It draws power directly from the VME bus. The receiver uses the following voltages and currents:

5V:	1500 mA typical
12V:	25 mA typical (w/o sensor)
-12V:	5 mA typical (w/o sensor)

The sensor will also draw anywhere from 200 to 400 mA from the +12V, and possibly as much as 100 mA from the -12V.

Shared Data Space:

The host computer communicates with the DSP through a shared memory space. Some of the data available and the addresses of that data are listed in the following table

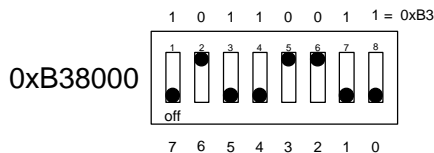
Addr	Data	Addr	Data
0x60	Shunts	0x68	Default Full Scale
0x70	Min Full Scale	0x78	Max Full Scale
0x80	Full Scale	0x88	Offsets
0x90	Filter 0	0x98	Filter 1
0xa0	Filter 2	0xa8	Filter 3
0xb0	Filter 4	0xb8	Filter 5
0xc0	Filter 6	0xc8	Rates
0xd0	Minimums	0xd8	Maximums

JR3, Inc. has been designing and manufacturing six axis loadcells since 1983. We have manufactured six axis loadcells ranging in diameter from 2 to 13 inches, and with load capacities from 1 to 25,000 lbs and 0.25 to 22,000 ft-lbs. Please feel free to call our applications engineers to discuss your particular needs.

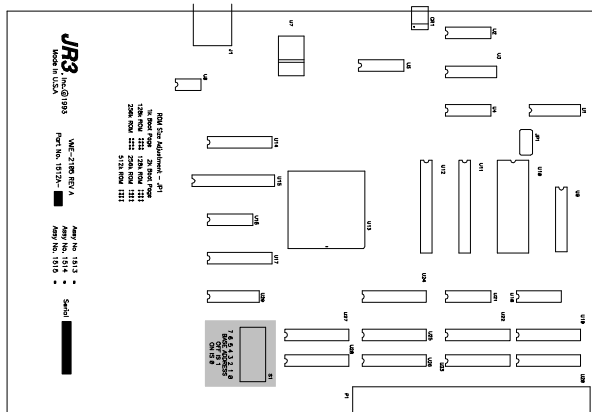
Address Selection:

The VMEbus receiver uses a 32k-byte block in the upper half of any 64k-byte block in the A24 address space. The receiver adheres to the VMEbus (ANSI/IEEE Std 1014-1987) A24 and D16 spec, except for 8-bit data accesses which are not supported.

The base address is selected by dip switches on the receiver. These switches correspond to address bits A23 through A16, and make the bit take the value of 1 when they are off. Example: To set a base address of 0xB38000 the switches would be set to:



Outline of VMEbus Receiver, w/ Address Switch



Commands:

The VME bus receiver implements several commands which realize some of its more advanced features. Some of those commands, and their command numbers are:

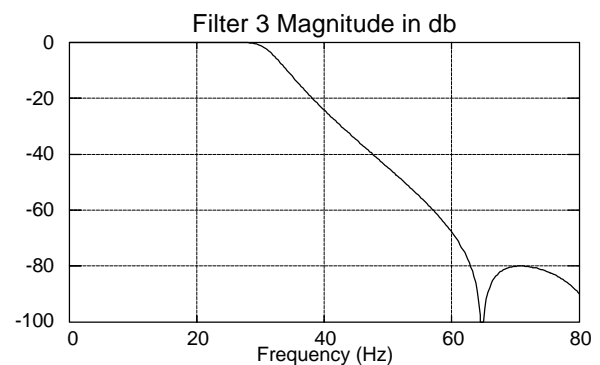
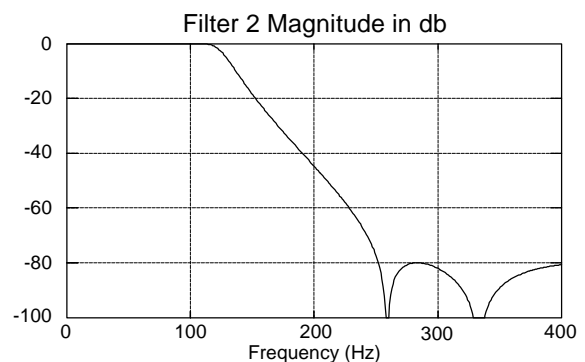
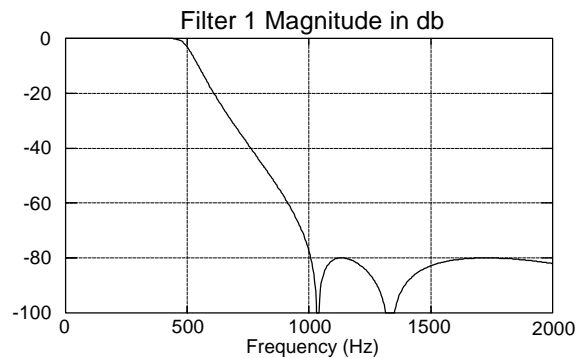
- 3: Bit Set
- 4: Bit Reset
- 5: Use Coordinate Transform
- 6: Use Stored Offset
- 7: Set Offsets
- 8: Reset Offsets
- 9: Set Vector Axes
- 10: Set Full Scales
- 11: Read and Reset Peaks
- 12: Read Peaks

Coordinate Transforms:

The VME bus receiver allows the force and moment data coordinate axes to be arbitrarily translated and rotated to any desired location and orientation. This allows the user to align the force and moment data with his coordinate axes, greatly simplifying data usage.

Digital Filters:

The VME bus receiver implements digital low-pass filters. Data for all 6 filters as well as unfiltered data is available at all times. These 6 filters have cut-off frequencies which are 1/4 of the preceding filter. The frequencies are ratioed from the sampling frequency of the sensor. For the typical 8 kHz sensor, the cutoff frequencies are 500, 125, 32, 8, 2 and 0.5 Hz.



Vector Magnitudes:

The VME bus receiver implements two vector calculations for each set of data. These vectors can be calculated from any combination of force or moment data. Like the filter data, these numbers are available at all times.



Artisan Technology Group is your source for quality new and certified-used/pre-owned equipment

- FAST SHIPPING AND DELIVERY
- TENS OF THOUSANDS OF IN-STOCK ITEMS
- EQUIPMENT DEMOS
- HUNDREDS OF MANUFACTURERS SUPPORTED
- LEASING/MONTHLY RENTALS
- ITAR CERTIFIED SECURE ASSET SOLUTIONS

SERVICE CENTER REPAIRS

Experienced engineers and technicians on staff at our full-service, in-house repair center

*InstraView*SM REMOTE INSPECTION

Remotely inspect equipment before purchasing with our interactive website at www.instraview.com ↗

WE BUY USED EQUIPMENT

Sell your excess, underutilized, and idle used equipment. We also offer credit for buy-backs and trade-ins. www.artisanng.com/WeBuyEquipment ↗

LOOKING FOR MORE INFORMATION?

Visit us on the web at www.artisanng.com ↗ for more information on price quotations, drivers, technical specifications, manuals, and documentation

Contact us: (888) 88-SOURCE | sales@artisanng.com | www.artisanng.com