



Artisan Technology Group is your source for quality new and certified-used/pre-owned equipment

- FAST SHIPPING AND DELIVERY
- TENS OF THOUSANDS OF IN-STOCK ITEMS
- EQUIPMENT DEMOS
- HUNDREDS OF MANUFACTURERS SUPPORTED
- LEASING/MONTHLY RENTALS
- ITAR CERTIFIED SECURE ASSET SOLUTIONS

SERVICE CENTER REPAIRS

Experienced engineers and technicians on staff at our full-service, in-house repair center

*InstraView*SM REMOTE INSPECTION

Remotely inspect equipment before purchasing with our interactive website at www.instraview.com ↗

WE BUY USED EQUIPMENT

Sell your excess, underutilized, and idle used equipment. We also offer credit for buy-backs and trade-ins. www.artisanng.com/WeBuyEquipment ↗

LOOKING FOR MORE INFORMATION?

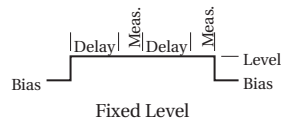
Visit us on the web at www.artisanng.com ↗ for more information on price quotations, drivers, technical specifications, manuals, and documentation

Contact us: (888) 88-SOURCE | sales@artisanng.com | www.artisanng.com

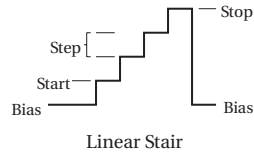
236 Source-Measure Unit

SWEEP WAVEFORMS

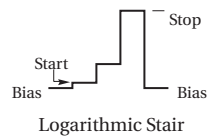
DESCRIPTION



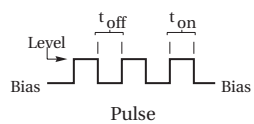
LEVEL, COUNT (number of DELAY-MEASURE cycles), DELAY, BIAS



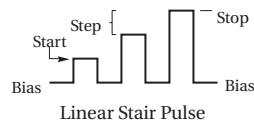
START, STOP, STEP, DELAY, BIAS



START, STOP, POINTS/DECADE (5, 10, 25, or 50), DELAY, BIAS



LEVEL, COUNT, T_{ON} , T_{OFF} , BIAS



START, STOP, STEP, T_{ON} , T_{OFF} , BIAS



START, STOP, POINTS/DECADE (5, 10, 25, or 50), T_{ON} , T_{OFF} , BIAS

SOURCE-MEASURE UNIT: Sources voltage while measuring current, or sources current while measuring voltage.

FUNCTION: Can be used as DC source or meter, sweep source, or full source-measure unit.

SOURCE-DELAY-MEASURE CYCLE:



Default Delay: Fixed delay for instrument settling.

User Delay: Additional delay for device under test or system capacitance.

MEASURE:

Integration Time

Fast	416 μ s	4-digit resolution
Medium	4 ms	5-digit resolution
Line Cycle	16.67 ms (60 Hz) 20.00 ms (50 Hz)	5-digit resolution

Elapsed Time: Measures and stores time from sweep trigger to measurement complete for each step of sweep.

RANGING:

Source: Auto-ranging through keypad entry; fixed range selection using rotary dial and SELECT keys (DC function). Fully programmable in SWEEP function.

Measure: Auto or fixed range. Fixed range selection made by choice of COMPLIANCE value.

FILTER: Takes n measurements, calculates and outputs average (n = 2, 4, 8, 16, or 32, selectable).

SUPPRESS: Subtracts displayed measurement from subsequent readings.

MENU: DC Measurement Delay, Default Delay On/Off, Local/Remote Sense, 50/60Hz, IEEE Address, Self Tests.

DATA ENTRY: Numeric keypad or detented rotary dial.

TRIGGER:

Input and Output: Set for any phase of SOURCE-DELAY-MEASURE sequence or trigger output at end of sweep.

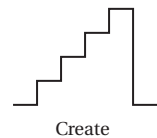
Origin: Internal, External (including front panel MANUAL TRIGGER button), IEEE-488 bus (TALK, GET, "X").

MEMORY: Stores one full sweep (up to 1000 points) of source, delay, and measure values, elapsed times, and sweep parameters. Lithium battery backup.

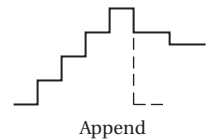
INTERLOCK: Use with test fixture or external switch. Normally closed; open puts instrument in standby.

WAVEFORM OPERATORS

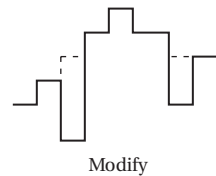
DESCRIPTION



Allows selection of waveform parameters. Generates all source values.



Combines multiple waveforms and adds new points to those already in memory.



Select and change any points in a previously created (or appended) waveform.

SBG 5/3/01
Rev. A

BRUNING 40-21 62198-SBG

LTR	REVISIONS	APP.	DATE	DRN.	DATE
				CKD.	DATE
				APP.	DATE

KEITHLEY Keithley Instruments, Inc.
Cleveland, Ohio 44139

SPECIFICATIONS

PART NUMBER

SPEC-236

236 Source-Measure Unit

EXECUTION SPEED

MINIMUM SOURCE-DELAY-MEASURE CYCLE TIME: 1ms.
 RESPONSE TO IEEE-488 COMMAND (as a source): 25ms.
 MEASUREMENT RATE: 1ms per point into internal buffer.
 CONTINUOUS MEASUREMENT SPEED (source DC value over IEEE-488 bus): 110 readings per second.
 TRIGGER LATENCY TIME: <2ms.

IEEE-488 BUS IMPLEMENTATION

MULTILINE COMMANDS: DCL, LLO, SDC, GET, GTL, UNT, UNL, SPE, SPD.
UNILINE COMMANDS: IFC, REN, EOI, SRQ, ATN.
INTERFACE FUNCTIONS: SH1, AH1, T6, TE0, L4, LE0, SRI, RLI, PPO, DC1, DT1, C0, E1.
 All front panel functions and setups are available over the IEEE-488 bus, in addition to Status, Service Request, Output Format, EOI, Trigger, and Terminator.
 IEEE-488 address is set from the front panel menu.

GENERAL

LOAD CAPACITANCE: Stable into 20,000pF typical.
REMOTE SENSE: Corrects for up to 2V drop in each output lead. Maximum 1kΩ per sense lead for rated accuracy. Residual output resistance (as a voltage source) is 0.5Ω.
GUARD: Output Resistance: ≤12kΩ.
Maximum Output Current: ±2mA.
Offset Relative to Output HI: ±2mV max.
ISOLATION (Output LO to chassis): Typically >10¹⁰Ω in parallel with 500pF.
MAXIMUM COMMON MODE VOLTAGE: 200V.
CONNECTORS: Outputs: 3-lug triax.
Trigger Input/Output: BNC.
Interlock: 3-pin miniature DIN.
TEMPERATURE COEFFICIENT (0°–18°C & 28°–50°C): ±(0.1 × applicable accuracy specification)/°C.
ENVIRONMENT:
Operating: 0°–50°C, 70% relative humidity up to 35°C. Linearly derate 3% RH/°C, 35°–50°C.
Storage: –25° to 65°C.
EMC: Conforms to European Union Directive 89/336/EEC.
SAFETY: Conforms to European Union Directive 73/23/EEC (meets EN61010-1/IEC 1010).
WARM-UP: One hour to rated accuracy.
COOLING: Internal fan forced air cooling.
POWER: 105–125 or 210–250V AC (external switch selectable), 90–110V and 180–220V version available. 100VA max.
DIMENSIONS, WEIGHT: 89mm high × 435mm wide × 448mm deep (3½ in × 17½ in × 17½ in). Net weight 9kg (19.75 lb).
ACCESSORIES SUPPLIED:
 Model 7078-TRX-3: Triax to Triax Cable, 0.9m (3 ft.)
 Model 236-ILC-3: Interlock Cable
ACCESSORIES AVAILABLE:
 Model 8000-10: Equipment Rack for 3 SMUs (10 in.)
 Model 8000-14: Equipment Rack for 4 SMUs (14 in.)

VOLTAGE RANGE (Max. Value)	SOURCE V		MEASURE V		
	STEP SIZE	ACCURACY (1 Year, 18°–28°C)	RESOLUTION 4-Digit	RESOLUTION 5-Digit	ACCURACY ¹ (1 Year, 18°–28°C)
±1.1000 V ²	100 μV	±(0.033%+650 μV + [I _O /I _{FS}] × 450μV)	100 μV	10 μV	±(0.028% + 300μV + [I _O /I _{FS}] × 450μV)
±11.000 V	1 mV	±(0.033% + 2.4mV)	1 mV	100 μV	±(0.025% + 1mV)
±110.00 V	10 mV	±(0.033% + 24mV)	10 mV	1 mV	±(0.025% + 10mV)

I_O = Output current; I_{FS} = Full scale on selected current range
¹ Specifications apply for 5-digit resolution. For 4-digit resolution add 100ppm of range.
² Assumes remote sense for I > 100μA.

COMPLIANCE: Bipolar current limit set with single value.
Maximum: ±100mA.
Minimum: ±0.1% of range, except 0.5% of 1.1V range.
Accuracy, Step Size: Same as current source.

NOISE (p-p):

RANGE	0.1–10Hz
110 V – 1100 V	< 3ppm of range
11 V	< 3ppm of range
1.1 V	<10ppm of range

WIDEBAND NOISE: 0.1 to 20MHz, 8mV p-p typical.
OVERSHOOT: <0.01% (110V step, 10mA range).
SETTLING TIME: <500μs to 0.01% (110V step, 10mA range).
NMRR: >60dB at 50 or 60Hz (LINE CYCLE integration time selected).
CMRR: >120dB at DC, 50 or 60Hz (LINE CYCLE integration time selected).
INPUT IMPEDANCE (as a voltmeter): >10¹⁴Ω paralleled by <20pF


CURRENT RANGE (Max. Value)	SOURCE I		MEASURE I		
	STEP SIZE	ACCURACY (1 Year, 18°–28°C)	RESOLUTION 4-Digit	RESOLUTION 5-Digit	ACCURACY ¹ (1 Year, 18°–28°C)
±1.0000 nA	100 fA	±(0.3 % + 450 fA)	100 fA	10 fA	±(0.3 % + 100 fA) ²
±10.000 nA	1 pA	±(0.3 % + 2 pA)	1 pA	100 fA	±(0.3 % + 1 pA)
±100.00 nA	10 pA	±(0.21% + 20 pA)	10 pA	1 pA	±(0.21 % + 6 pA)
±1.0000 μA	100 pA	±(0.05% + 200 pA)	100 pA	10 pA	±(0.04 % + 60 pA)
±10.000 μA	1 nA	±(0.05% + 2 nA)	1 nA	100 pA	±(0.035% + 700 pA)
±100.00 μA	10 nA	±(0.05% + 20 nA)	10 nA	1 nA	±(0.035% + 6 nA)
±1.0000 mA	100 nA	±(0.05% + 200 nA)	100 nA	10 nA	±(0.035% + 60 nA)
±10.000 mA	1 μA	±(0.05% + 2 μA)	1 μA	100 nA	±(0.038% + 600 nA)
±100.00 mA	10 μA	±(0.1 % + 20 μA)	10 μA	1 μA	±(0.1 % + 6 μA)

¹ Specifications apply for 5-digit resolution. For 4-digit resolution, all offset terms are 200ppm of range.
² Offset specification applies for 23°C ± 1°C with suppression. Temperature coefficient 50fA/°C.

COMPLIANCE: Bipolar voltage limit set with single value.
Maximum: ±1100V.
Minimum: ±0.1% of selected current range.
Accuracy, Step Size: Same as voltage source.
NOISE (p-p of range): 0.1–10Hz: <3ppm (<20ppm on 1nA and 10nA ranges).
OVERSHOOT: <0.01% typical (10mA step, R_L = 10kΩ).
SETTLING TIME: <500μs to 0.01% (10mA step, R_L = 10kΩ).
OUTPUT R, C: >10¹⁴Ω paralleled by <20pF (on 1nA range).
VOLTAGE BURDEN (as an ammeter): <1mV.

SBG 5/3/01
Rev. A

BRUNING 40-21 62198-SBG

LTR	REVISIONS	APP.	DATE	DRN.	DATE	 Keithley Instruments, Inc. Cleveland, Ohio 44139
				CKD.	DATE	
				APP.	DATE	
<h2>SPECIFICATIONS</h2>						PART NUMBER <h1>SPEC-236</h1>



Artisan Technology Group is your source for quality new and certified-used/pre-owned equipment

- FAST SHIPPING AND DELIVERY
- TENS OF THOUSANDS OF IN-STOCK ITEMS
- EQUIPMENT DEMOS
- HUNDREDS OF MANUFACTURERS SUPPORTED
- LEASING/MONTHLY RENTALS
- ITAR CERTIFIED SECURE ASSET SOLUTIONS

SERVICE CENTER REPAIRS

Experienced engineers and technicians on staff at our full-service, in-house repair center

*InstraView*SM REMOTE INSPECTION

Remotely inspect equipment before purchasing with our interactive website at www.instraview.com ↗

WE BUY USED EQUIPMENT

Sell your excess, underutilized, and idle used equipment. We also offer credit for buy-backs and trade-ins. www.artisanng.com/WeBuyEquipment ↗

LOOKING FOR MORE INFORMATION?

Visit us on the web at www.artisanng.com ↗ for more information on price quotations, drivers, technical specifications, manuals, and documentation

Contact us: (888) 88-SOURCE | sales@artisanng.com | www.artisanng.com