


ERB-24

24-Channel Relay Output Accessory Board



Keithley's 24-Channel Relay Output Board, the ERB-24, consists of 24 electromechanical dual form C (Double-Pole, Double-Throw) relays for efficient switching of loads by programmed control. Each relay contains two normally closed and two normally open contacts for controlling up to a 3 Amp load (resistive) at 120 or 125Vrms per contact. These relays feature zero-leakage output currents as compared to the higher leakage current of the solid-state relay alternative.

The relays are energized by applying a 5V signal level to the appropriate relay channel on either the 37-pin D connector or 50-pin header. Onboard relay drivers allow the ERB-24 to be controlled by any LSTTL or NMOS/CMOS compatible digital output board.

Annunciator LEDs, one for each relay, light when their associated relays are activated. This feature aids in troubleshooting and ease of use. Screw terminals on the board allow easy connection and accept wire sizes 12–22 AWG. The board can also be rack mounted.

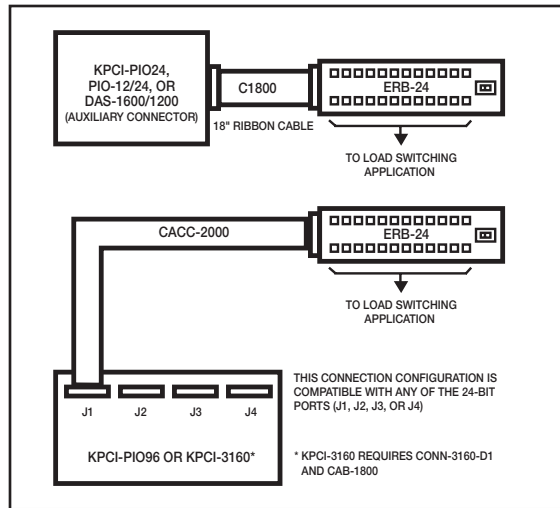
- 24 Dual Form C (DPDT) relays
- 8 Form C relays (1 NC and 1 NO contact per relay)
- 3 Amp contact rating (120 or 125Vrms)
- Screw terminals accept 12–22 AWG wire
- Easy to use
- LEDs indicate status of relays

Ordering Information

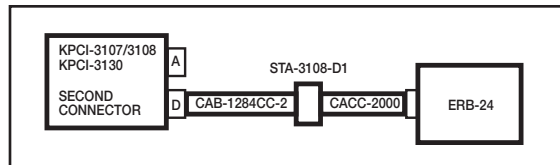
ERB-24 24-Channel Relay Output Accessory Board

APPLICATIONS

- Energy management
- Laboratory automation
- Product testing
- Process control
- Activate alarms
- Annunciator lights



ERB-24 Configuration Guide



ERB-24 Configuration Example

ACCESSORIES AVAILABLE

C1800	ERB-24 to PIO-12/24 cable (18 in), KPCI-PIO24
CACC-2000	ERB-24 to PIO-96 cable (24 in), KPCI-PIO96

1.888.KEITHLEY (U.S. only)

www.keithley.com

KEITHLEY

A GREATER MEASURE OF CONFIDENCE

Allows efficient load switching by programmed control

SIGNAL CONDITIONING

