



Artisan Technology Group is your source for quality new and certified-used/pre-owned equipment

- FAST SHIPPING AND DELIVERY
- TENS OF THOUSANDS OF IN-STOCK ITEMS
- EQUIPMENT DEMOS
- HUNDREDS OF MANUFACTURERS SUPPORTED
- LEASING/MONTHLY RENTALS
- ITAR CERTIFIED SECURE ASSET SOLUTIONS

SERVICE CENTER REPAIRS

Experienced engineers and technicians on staff at our full-service, in-house repair center

*InstraView*SM REMOTE INSPECTION

Remotely inspect equipment before purchasing with our interactive website at www.instraview.com ↗

WE BUY USED EQUIPMENT

Sell your excess, underutilized, and idle used equipment. We also offer credit for buy-backs and trade-ins. www.artisanng.com/WeBuyEquipment ↗

LOOKING FOR MORE INFORMATION?

Visit us on the web at www.artisanng.com ↗ for more information on price quotations, drivers, technical specifications, manuals, and documentation

Contact us: (888) 88-SOURCE | sales@artisanng.com | www.artisanng.com


DSPLite

PC-104

Analog

C-programmable Motion Controller

104/DSP



MEI's 104/DSP brings the ultimate in motion control to the compact, rugged PC-104 bus.

- C-programmable using MEI standard C function libraries (over 250 functions)
- PC-104 card supports up to 4 axes
- Fast host communication across PC-104 bus at 1.2 MB/sec
- Supports both servos and steppers
- 20 user I/O lines
- 16-bit servo output resolution
- 375 kHz step/direction output
- Point-to-point and coordinated motion
- Supports DOS, Windows 3.X, Windows NT, Windows95, Lynx/OS, VxWorks, QNX, VRTX, and OS/9
- Flexible DSP architecture allows on-the-fly changes to many motion parameters

The 104/DSP combines MEI's proven DSP-based motion control architecture with the compact, rugged design of the PC-104 bus interface. Hardware features include 16-bit servo outputs, encoder inputs to 5 MHz, and 20 lines of user I/O.

You program the 104/DSP using MEI's flexible C function libraries with over 250 motion control functions. Combining MEI C libraries with compilers from Microsoft, Borland, Watcom, Symantec, and others speeds development of complex motion applications.

The 104/DSP provides a rich set of software algorithms, including a sophisticated second-order PID control algorithm with velocity, acceleration, and friction feed-forward.

Advanced features include electronic gearing and camming, dual-loop control, circular and linear interpolation, and trapezoidal, S-curve, parabolic, and custom motion profiles.

The 104/DSP allows motion control programs to share execution between the on-board DSP (for numerically intensive real-time functions) and the host (for non-real-time functions). This results in an ideal division of labor with minimal host intervention.



Software Features

Powerful C-programming Libraries

The 104/DSP draws both its power and flexibility from MEI's C function libraries.

These libraries enable applications developed on the 104/DSP to run on any MEI motion controller.

```
set_move_speed(speed);
set_move_accel(accel);
start_point_list();
move_2(x1,y1);
move_2(x2,y2);
end_point_list();
```

Sample coordinated motion routine

The MEI C libraries contain over 250 functions you can use to create motion control programs from simple point-to-point motion to complex multi-axis coordinated motion. Along with source code, MEI provides hundreds of sample applications to help speed development.

Development Environment

MEI controllers support most popular compilers and operating systems, including those with true multitasking.

Operating Systems

DOS
Windows 3.x
Windows NT
Windows95
Lynx/OS
VxWorks
QNX
OS/9

Compilers

Microsoft Visual C/C++
Borland C/C++
Watcom C/C++
Symantec C/C++
Visual BASIC for Windows
GNU

PID and Notch Filters

The 104/DSP uses a software PID control algorithm optimized for high performance. This PID algorithm delivers quick update rates, stable operation, and easy tuning. An optional post-PID

notch filter is available to eliminate mechanical resonances in a closed-loop system.

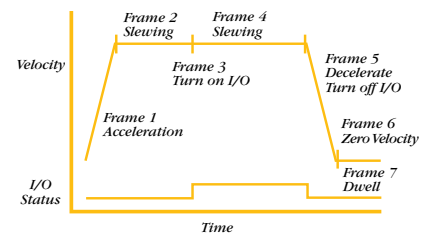
```
while (! done)
{ printf("Set SlavingRatio? ") ;
  gets(buffer) ;
  done=scanf(buffer, "%lf", &ratio)!=1;
  if (! done)
  { endlink (SLAVE);
    set_position(3,0) ;
    set_position(1,0) ;
    link(3,1, ratio, ACTUAL) ;
  }
}
```

Sample coordinated motion routine

Powerful Frame Architecture

To create a motion sequence, the DSP executes a series of "frames" that are generated by MEI C library functions and sent from the host. Each frame is an array of 20 words that contain position, velocity, acceleration, jerk, I/O status, and trigger information.

With up to 600 frames stored on-board, the 104/DSP can buffer complex motion sequences in memory for minimal host involvement. The host downloads frames and the 104/DSP executes them. For additional frames, either the host polls the board's buffer status or the 104/DSP sends an interrupt to the host.



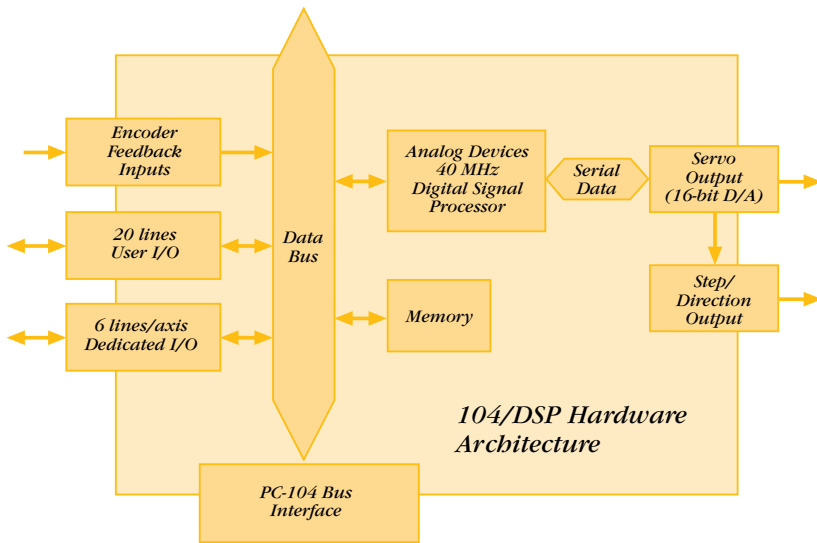
Variety of Motion Profiles

With a single C function, you can program independent or simultaneous point-to-point motion for up to four axes (with your choice of trapezoidal, parabolic, S-curve, or user-defined profiles). You can trigger I/O bits on-the-fly for specified positions, velocities, or times.

Advanced Motion Features

- electronic gearing & camming
- coordinated motion with acceleration blending, cubic splining, or circular interpolation
- feed-speed override with pause-on-path
- tangential following and laser power control
- position latching (under 4 microseconds)
- encoder-based jogging
- sinusoidal commutation
- dual-loop control
- multiple coordinate systems
- helical and linear interpolation
- high-speed registration
- direct D/A outputs

Hardware Features



High-Performance DSP Architecture The 104/DSP uses a high-performance 40 MHz DSP to execute real-time motion control algorithms, offloading non-real-time functions to the host. The 104/DSP buffers commands from the host and stores motion and I/O sequences on-board.

This efficient division of labor frees the host from real-time requirements and enables fast host-to-DSP communication across the PC-104 bus. Even complex functions require virtually no CPU time once motion starts.

Fast Communications The host compiles C functions and transmits them as binary strings across the PC-104 bus at speeds up to 1.2 MB/sec. While the DSP can interrupt the host to request data or initiate other actions, no host involvement is required once compiled commands are downloaded.

The host CPU can access all on-board peripheral functions (such as digital I/O) without interrupting the real-time control loop calculations of the DSP.

```
set_feedback(linear, ENCODER);
set_feedback(rotary, ENCODER);
set_dual_loop(linear, rotary, TRUE);
```

Sample dual-loop control routine

Fast bus communications also allow the 104/DSP to take full advantage of ever-expanding host CPU performance by leveraging the multitasking capabilities of the Windows NT operating system.

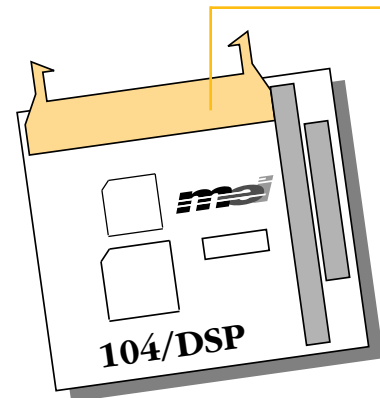
Position Feedback Up to four encoder inputs accept position feedback at up to 5 MHz. With MEI's unique Encoder Integrity Checking (EIC) feature, on-board encoder inputs can detect broken or shorted encoder wires, detect an illegal state, and digitally filter serious noise. EIC ensures that problems with either the encoder or its wiring won't result in a runaway condition.

Hardware features

- 16-bit servo output resolution
- 32-bit or 48-bit accuracy in all kinematic functions (position, velocity, and acceleration)
- no arcane proprietary command languages
- support for servo and steppers on one board
- step output rates up to 375 kHz
- optional support for Temposonics sensors

Motor/Encoder Pin-outs

Pin	Signal	Pin	Signal
1	+5V	27	Positive Limit(0)
3	Encoder A(0) +	29	Negative Limit(0)
5	Encoder A(0) -	31	Home Input(0)
7	Encoder B(0) +	33	Amp Fault(0)
9	Encoder B(0) -	35	Amp Enable(0)
11	Encoder Index(0) +	37	In Position (0)
13	Encoder Index(0) -	39	User I/O PA0
15	±10V Analog Out(0)	41	User I/O PA1
17	GND	43	User I/O PA2
19	Step Pulse (0) +*	45	User I/O PC0
21	Step Pulse (0) -*	47	User I/O PC1
23	Direction(0) +*	49	GND
25	Direction(0) -*		



NOTE: One axis connection shown; 100-pin high-density connector supports up to 4 axes
* Clock up/down optional

104/DSP Specifications

Processor

- Analog Devices, 40 MHz DSP

Computer Interface

- PC-104 Compatible
- Switch-selectable address, I/O mapped
- Binary communication up to 1.2 MB/sec
- Host CPU interrupts

Software Development Tools

- MEI standard C function libraries (over 250 functions)
- Compilers: Microsoft, Borland, Watcom, Symantec, GNU
- Operating system support: DOS, Windows 3.X, Windows NT, Windows95, Lynx/OS, VxWorks, QNX, VRTX, OS/9

Servo Loop Update Rate

- User-programmable rate
- Maximum: 10 kHz (1 axis), 3.0 kHz (4 axes)
- Default: 1.25 kHz

Servo Output

- $\pm 10V$ DC at 16-bit resolution
- ± 18 mA current
- 100 ppm long-term velocity accuracy

Step Output

- Pulse rate ranges (16-bit resolution):
 - 0 to 375 kHz
 - 0 to 93.75 kHz
 - 0 to 23 kHz
- RS-422 line driver outputs
- ± 20 mA current
- Step/direction or clock up/clock down*
- Pulse width: 50% duty cycle

Position Feedback

- Incremental encoder: 5 MHz, single-ended or differential
- RS-422 line receivers/digital filtering
- Encoder checking: broken wire and illegal state detection
- Temposonics support: direct connection*

Dedicated I/O (per axis)

- TTL compatible, 4.0 mA drive
- Inputs: positive and negative limits, home, amp-fault (SCR clamp protected)
- Outputs: in-position, amp-enable

User I/O (per board)

- 20 lines, user programmed mode: input or output
- TTL compatible, 4.0 mA drive
- Direct access from host CPU

Kinematic Ranges

- Position: 32-bit (± 2.15 billion counts)
- Velocity: 48-bit (± 65 million counts/sec at 2 kHz sampling)
- Acceleration: 48-bit (± 131 billion counts/sec² at 2 kHz sampling)
- Jerk: 48-bit (± 262 trillion counts/sec³ at 2 kHz sampling)

Motion Control Features

- Point-to-point motion
- Coordinated motion
- Cubic spline motion
- Electronic gearing and camming
- Feed speed override
- Dual-loop control
- High inertia compensation
- High-speed registration
- Tangential following*
- Laser power*
- Sinusoidal commutation*

Motion Profiles

- Trapezoidal profile
- S-curve profile
- Parabolic profile
- Custom (user-defined)

Power Requirements

- +5V I_{cc} = 0.8 A max
- +12V I_{cc} = 10 mA max
- -12V I_{cc} = 20 mA max

Environmental Conditions

- Operating temperature: 0-50 degrees C
- Humidity: 20-95% RH, non-condensing

Construction

- Full SMT; 4-layer PCB
- 100% bed of nails and fully functionally tested with 24-hour burn-in
- UL and CE compliant



Corporate Headquarters

33 South La Patera Lane
Santa Barbara

California 93117-3214

ph (805) 681-3300

fax (805) 681-3311

e-mail info@motioneng.com

Eastern Regional Office

Boston, Massachusetts

ph (508) 264-0051

fax (508) 264-0057

Midwestern Regional Office

Chicago, Illinois

ph (312) 631-4992

fax (312) 631-4936

Japan Regional Office

Tokyo, Japan

ph 03-5229-7007

fax 03-3235-5655

Motion Engineering is represented by:



All trademarks are the property of respective owners.
All specifications are subject to change without notice.
M001-0020 Rev. 6/96

*Optional at no cost in volume



Artisan Technology Group is your source for quality new and certified-used/pre-owned equipment

- FAST SHIPPING AND DELIVERY
- TENS OF THOUSANDS OF IN-STOCK ITEMS
- EQUIPMENT DEMOS
- HUNDREDS OF MANUFACTURERS SUPPORTED
- LEASING/MONTHLY RENTALS
- ITAR CERTIFIED SECURE ASSET SOLUTIONS

SERVICE CENTER REPAIRS

Experienced engineers and technicians on staff at our full-service, in-house repair center

*InstraView*SM REMOTE INSPECTION

Remotely inspect equipment before purchasing with our interactive website at www.instraview.com ↗

WE BUY USED EQUIPMENT

Sell your excess, underutilized, and idle used equipment. We also offer credit for buy-backs and trade-ins. www.artisanng.com/WeBuyEquipment ↗

LOOKING FOR MORE INFORMATION?

Visit us on the web at www.artisanng.com ↗ for more information on price quotations, drivers, technical specifications, manuals, and documentation

Contact us: (888) 88-SOURCE | sales@artisanng.com | www.artisanng.com