



Artisan Technology Group is your source for quality new and certified-used/pre-owned equipment

- FAST SHIPPING AND DELIVERY
- TENS OF THOUSANDS OF IN-STOCK ITEMS
- EQUIPMENT DEMOS
- HUNDREDS OF MANUFACTURERS SUPPORTED
- LEASING/MONTHLY RENTALS
- ITAR CERTIFIED SECURE ASSET SOLUTIONS

SERVICE CENTER REPAIRS

Experienced engineers and technicians on staff at our full-service, in-house repair center

*InstraView*SM REMOTE INSPECTION

Remotely inspect equipment before purchasing with our interactive website at www.instraview.com ↗

WE BUY USED EQUIPMENT

Sell your excess, underutilized, and idle used equipment. We also offer credit for buy-backs and trade-ins. www.artisanng.com/WeBuyEquipment ↗

LOOKING FOR MORE INFORMATION?

Visit us on the web at www.artisanng.com ↗ for more information on price quotations, drivers, technical specifications, manuals, and documentation

Contact us: (888) 88-SOURCE | sales@artisanng.com | www.artisanng.com

Last Revised: 2010-04-07 16:28:05.0

16-Channel Analog Output Module

NI 9264



- 25 kS/s/ch simultaneous output
- Spring-terminal or D-Sub connectivity options
- 250 Vrms isolation (spring-terminal version)
- 60 Vrms isolation (D-Sub version)

Overview

The NI 9264 is a C Series module for NI CompactDAQ and CompactRIO that accommodates higher-channel-count systems in either chassis type. Higher-density modules conserve chassis space and leave room for other measurement types. Each channel can update at up to 25 kS/s because each channel has its own digital-to-analog converter.

[Back to Top](#)

Requirements and Compatibility

OS Information

- Real-Time OS
- Windows

Driver Information

- NI-DAQmx
- NI-RIO

Software Compatibility

- LabVIEW
- LabVIEW SignalExpress
- LabWindows/CVI
- Measurement Studio
- Visual C++
- Visual Studio
- Visual Studio .NET

[Back to Top](#)

Comparison Tables

Product	NI CompactRIO Compatibility	NI CompactDAQ Compatibility	Signal Type	Channels	Resolution (bits)	Max Update Rate (S/s)	Range	Current Drive	Simultaneous Updating
9263	yes	yes	Voltage	4	16	100 k/ch	±10 V	1 mA/ch	yes
9264	yes	yes	Voltage	16	16	25 kS/s	±10 V	4 mA/ch	yes
9265	yes	no	Current	4	16	100 k/ch	0 to 20 mA	20 mA/ch	yes
9269	yes	yes	Voltage	4	16	100 k/ch	±10 V	10 mA/ch	yes

[Back to Top](#)

Application and Technology

System Compatibility

You can use NI C Series modules in multiple system types depending on the software available. See the table above for CompactRIO and NI CompactDAQ module compatibility because not all modules work with both systems. Many of the advanced features described apply only to reconfigurable I/O systems and not to NI CompactDAQ.

Advanced Features

Note that the National Instruments legacy NI CompactDAQ chassis, the cDAQ-9172, has a limit of 16 programmable output channels, which means you can use only one hardware-timed NI 9264 per chassis. CompactRIO does not have this restriction due to the parallel nature of the field-programmable gate array (FPGA) and the reconfigurable I/O driver.

The spring terminal version of the NI 9264 uses a 36-position connector for the 16 channels of output with each channel having a ground connection. You can purchase extra connectors, which are listed as model NI 9974.

When used in CompactRIO, C Series analog output modules connect directly to reconfigurable I/O (RIO) FPGA hardware to create high-performance embedded systems that deliver the optimization and flexibility of a custom electrical circuit completely dedicated to your input/output application. The reconfigurable FPGA hardware within CompactRIO provides a variety of options for timing, triggering, synchronization, change detection, digital pattern matching, or digital communication. For instance, with CompactRIO, you can implement a circuit to generate complex arbitrary waveforms; perform filtering or splining to generate a smooth output signal based on a choppy, low-speed output command; simulate a nonlinear sensor; or implement amplitude/phase modulation.

Backshell Kit

For signal wire strain relief, high-vibration environments, or protection from high voltages, use the NI 9940 backshell kit. Note that this kit is not compatible with the D-Sub version of the module.

D-Sub Accessories

The D-Sub version of the NI 9264 module was designed to accommodate standard 37-pin D-Sub components. NI offers a variety of cables and terminal blocks for this connector option. To eliminate the need for a breakout panel and conserve space, use the NI 9933 37-pin D-Sub connector block. This accessory kit comes with a D-Sub to screw-terminal converter as well as a protective shell to create a custom cable for your specific application.

Key Features

- High-performance analog output signal generation for CompactRIO embedded system, R Series expansion chassis, or NI CompactDAQ
- Screw terminals, strain relief, high-voltage, and cable options
- NI CompactRIO Extreme Industrial Certifications and Ratings
- Channel-to-earth ground double-isolation barrier for safety and noise immunity

Visit ni.com/compactrio or ni.com/compactdaq for up-to-date information on module availability, example programs, application notes, and other developer tools.

Connectivity Accessories

CompactRIO and NI CompactDAQ systems are designed to provide flexible options for low-cost field wiring and cabling. Most C Series modules have a unique connector block option to provide secure and safe connections to your CompactRIO or NI CompactDAQ system. The table below contains all of the connector blocks available for C Series I/O modules.

Accessory	Description
NI 9932	10-position strain relief and high-voltage screw-terminal connector kit
NI 9933	37-pin D-Sub connector kit with strain relief and D-Sub shell
NI 9934	25-pin D-Sub connector kit with strain relief and D-Sub shell
NI 9935	15-pin D-Sub connector kit with strain relief and D-Sub shell
NI 9936	10-position screw-terminal plugs (quantity 10)

Note: To meet shock and vibration requirements, you must affix ferrules to the ends of the wires on all screw-terminal connectors.



Figure 1. cRIO-9937 Power Supply Plugs



Figure 2. cRIO-9932 Strain Relief and High-Voltage Connector Kit



Figure 3. cRIO-9936 10-Position Screw-Terminal Plugs

The table below lists the recommended connector block accessories for each CompactRIO analog output module.

C Series Analog Output Module	Recommended Module Accessory
NI 9263	NI 9932, NI 9936
NI 9264	NI 9940, NI 9974
NI 9265	NI 9932, NI 9936
NI 9269	NI 9971, NI 9976

The NI 9932 kit provides strain relief and operator protection from high-voltage signals for any 10-position screw-terminal module.



Figure 4. NI 9932 10-Position Strain Relief and High-Voltage Screw-Terminal Connector Kit

The NI 9933 includes a screw-terminal connector with strain relief as well as a D-Sub solder-cup backshell for creating custom cable assemblies for any module with a 37-pin D-Sub connector.




Figure 5. NI 9933 37-Pin D-Sub Connector Kit with Strain Relief and D-Sub Shell

The NI 9934 includes a screw-terminal connector with strain relief as well as a D-Sub solder-cup backshell for creating custom cable assemblies for any module with a 25-pin D-Sub connector.




Figure 6. NI 9934 25-Pin D-Sub Connector Kit with Strain Relief and D-Sub Shell

The NI 9935 includes a screw-terminal connector with strain relief as well as a D-Sub solder-cup backshell for creating custom cable assemblies for any module with a 15-pin D-Sub connector.




Figure 7. NI 9935 15-Pin D-Sub Connector Kit with Strain Relief and D-Sub Shell

The NI 9936 consists of 10-position screw-terminal plugs for any 10-position screw-terminal module.



Figure 8. NI 9936 10-Position Screw-Terminal Plugs

Visit ni.com/compactrio or ni.com/compactdaq for up-to-date information on accessory availability.

[Back to Top](#)

Ordering Information

For a complete list of accessories, visit the product page on ni.com.

Products	Part Number	Recommended Accessories	Part Number
NI 9264			
NI 9264	779699-01	No accessories required.	
NI 9264			
NI 9264 with D-Sub Each NI 9264 with D-Sub requires: 1 Connectivity Accessory	780927-01	Connectivity Accessory: Screw Terminals - NI 9933 37pin D-Sub connector kit	779103-01

[Back to Top](#)

Software Recommendations

LabVIEW Professional Development System for Windows



- Advanced software tools for large project development
- Automatic code generation using DAQ Assistant and Instrument I/O Assistant
- Tight integration with a wide range of hardware
- Advanced measurement analysis and digital signal processing
- Open connectivity with DLLs, ActiveX, and .NET objects
- Capability to build DLLs, executables, and MSI installers

[Back to Top](#)

Support and Services

System Assurance Programs

NI system assurance programs are designed to make it even easier for you to own an NI system. These programs include configuration and deployment services for your NI PXI, CompactRIO, or Compact FieldPoint system. The NI Basic System Assurance Program provides a simple integration test and ensures that your system is delivered completely assembled in one box. When you configure your system with the NI Standard System Assurance Program, you can select from available NI system driver sets and application development environments to create customized, reorderable software configurations. Your system arrives fully assembled and tested in one box with your software preinstalled. When you order your system with the standard program, you also receive system-specific documentation including a bill of materials, an integration test report, a recommended maintenance plan, and frequently asked question documents. Finally, the standard program reduces the total cost of owning an NI system by providing three years of warranty coverage and calibration service. Use the online product advisors at ni.com/advisor to find a system assurance program to meet your needs.

Calibration

NI measurement hardware is calibrated to ensure measurement accuracy and verify that the device meets its published specifications. NI offers a number of calibration services to help maintain the ongoing accuracy of your measurement hardware. These services allow you to be completely confident in your measurements, and help you maintain compliance to standards like ISO 9001, ANSI/NCSS Z540-1 and ISO/IEC 17025. To learn more about NI calibration services or to locate a qualified service center near you, contact your local sales office or visit ni.com/calibration.

Technical Support

Get answers to your technical questions using the following National Instruments resources.

- **Support** - Visit ni.com/support to access the NI KnowledgeBase, example programs, and tutorials or to contact our applications engineers who are located in NI sales offices around the world and speak the local language.
- **Discussion Forums** - Visit forums.ni.com for a diverse set of discussion boards on topics you care about.
- **Online Community** - Visit community.ni.com to find, contribute, or collaborate on customer-contributed technical content with users like you.

Repair

While you may never need your hardware repaired, NI understands that unexpected events may lead to necessary repairs. NI offers repair services performed by highly trained technicians who quickly return your device with the guarantee that it will perform to factory specifications. For more information, visit ni.com/repair.

Training and Certifications

The NI training and certification program delivers the fastest, most certain route to increased proficiency and productivity using NI software and hardware. Training builds the skills to more efficiently develop robust, maintainable applications, while certification validates your knowledge and ability.

- **Classroom training in cities worldwide** - the most comprehensive hands-on training taught by engineers.
- **On-site training at your facility** - an excellent option to train multiple employees at the same time.
- **Online instructor-led training** - lower-cost, remote training if classroom or on-site courses are not possible.
- **Course kits** - lowest-cost, self-paced training that you can use as reference guides.
- **Training memberships** and training credits - to buy now and schedule training later.

Visit ni.com/training for more information.

Extended Warranty

NI offers options for extending the standard product warranty to meet the life-cycle requirements of your project. In addition, because NI understands that your requirements may change, the extended warranty is flexible in length and easily renewed. For more information, visit ni.com/warranty.

OEM

NI offers design-in consulting and product integration assistance if you need NI products for OEM applications. For information about special pricing and services for OEM customers, visit ni.com/oem.

Alliance

Our Professional Services Team is comprised of NI applications engineers, NI Consulting Services, and a worldwide National Instruments Alliance Partner program of more than 600 independent consultants and integrators. Services range from start-up assistance to turnkey system integration. Visit ni.com/alliance.

[Back to Top](#)

Detailed Specifications

The following specifications are typical for the range -40 to 70 °C unless otherwise noted. All voltages are relative to COM unless otherwise noted.

Output Characteristics	
Number of channels	16 analog output channels
DAC resolution	16 bits
Type of DAC	String
Output range	
Minimum	±10.35 V
Typical	±10.5 V


Maximum	±10.65 V
Current drive	±16 mA all channels max; ±4 mA per channel typ
Power-on output state	Channels off
Startup voltage	0 V ¹
Power-down voltage	0 V ²
Output impedance	2.0 Ω

Accuracy		
Measurement Conditions	Percent of Reading (Gain Error)	Percent of Range ³ (Offset Error)
Calibrated, max (-40 to 70 °C)	0.15%	0.15%
Calibrated, typ (25 °C)	0.05%	0.05%
Uncalibrated, max (-40 to 70 °C)	0.6%	1.0%
Uncalibrated, typ (25 °C)	0.2%	0.25%

Stability	
Gain drift	6 ppm/°C
Offset drift	80 μV/°C
Protection	
Overvoltage	±27 V at 25 °C
Short-circuit	Indefinitely

Update time		
Number of Channels	Update Time for cRIO-9151 R Series Expansion Chassis	Update Time for All Other Chassis
1	3.7 μs min	3.1 μs min
2	6.6 μs min	5.3 μs min
3	9.4 μs min	7.5 μs min
16	47 μs min	37 μs min

Noise	500 μV _{rms}
Crosstalk	90 dB
Settling time (100 pF load, to 1 LSB)	
20 V step	20 μs
1 V step	15 μs
0.1 V step	13 μs
Capacitive drive	1,500 pF max
Monotonicity	16 bits
DNL	+1 LSB max
INL (endpoint)	±12 LSBs max
MTBF	595,509 hours at 25 °C; Bellcore Issue 2, Method 1, Case 3, Limited Part Stress Method

 **Note** Contact NI for Bellcore MTBF specifications at other temperatures or for MIL-HDBK-217F specifications.

Power Requirements

Power consumption from chassis	
Active mode	1 W max
Sleep mode	25 μW max
Thermal dissipation (at 70 °C)	
Active mode	1 W max

Sleep mode	25 μ W max
------------	----------------

Physical Characteristics

Spring-terminal wiring	18 to 28 AWG copper conductor wire with 7 mm (0.28 in.) of insulation stripped from the end
Weight	156 g (5.5 oz)


Safety

If you need to clean the module, wipe it with a dry towel.

Isolation Voltages

Channel-to-channel	None
Channel-to-earth ground	
Continuous	250 V _{rms} , Measurement Category II
Withstand	2,300 V _{rms} , verified by a 5 s dielectric withstand test


Measurement Category II is for measurements performed on circuits directly connected to the electrical distribution system. This category refers to local-level electrical distribution, such as that provided by a standard wall outlet (e.g., 115 V for U.S. or 230 V for Europe). Examples of Measurement Category II are measurements performed on household appliances, portable tools, and similar products.

 **Caution** Do *not* connect the NI 9264 to signals or use for measurements within Measurement Categories III or IV.

Safety Standards

This product is designed to meet the requirements of the following standards of safety for electrical equipment for measurement, control, and laboratory use:

- IEC 61010-1, EN 61010-1
- UL 61010-1, CSA 61010-1

 **Note** For UL and other safety certifications, refer to the product label or the *Online Product Certification* section.

Hazardous Locations

U.S. (UL)	Class I, Division 2, Groups A, B, C, D, T4; Class I, Zone 2, AEx nA IIC T4
Canada (C-UL)	Class I, Division 2, Groups A, B, C, D, T4; Class I, Zone 2, Ex nA IIC T4
Europe (DEMKO)	Ex nA IIC T4

Environmental

National Instruments C Series modules are intended for indoor use only but may be used outdoors if installed in a suitable enclosure. Refer to the manual for the chassis you are using for more information about meeting these specifications.

Operating temperature (IEC 60068-2-1, IEC 60068-2-2)	–40 to 70 °C
Storage temperature (IEC 60068-2-1, IEC 60068-2-2)	–40 to 85 °C
Ingress protection	IP 40
Operating humidity (IEC 60068-2-56)	10 to 90% RH, noncondensing
Storage humidity (IEC 60068-2-56)	5 to 95% RH, noncondensing
Maximum altitude	2,000 m
Pollution Degree (IEC 60664)	2

Shock and Vibration


To meet these specifications, you must panel mount the system and use the NI 9940 backshell kit to protect the connections.

Operating vibration	
Random (IEC 60068-2-64)	5 g _{rms} , 10 to 500 Hz
Sinusoidal (IEC 60068-2-6)	5 g, 10 to 500 Hz
Operating shock (IEC 60068-2-27)	30 g, 11 ms half sine, 50 g, 3 ms half sine, 18 shocks at 6 orientations

Electromagnetic Compatibility

This product is designed to meet the requirements of the following standards of EMC for electrical equipment for measurement, control, and laboratory use:

- EN 61326 EMC requirements; Industrial Immunity
- EN 55011 Emissions; Group 1, Class A
- CE, C-Tick, ICES, and FCC Part 15 Emissions; Class A

 **Note** For EMC compliance, operate this device with shielded cables.

CE Compliance

This product meets the essential requirements of applicable European Directives, as amended for CE marking, as follows:

- 2006/95/EC; Low-Voltage Directive (safety)
- 2004/108/EC; Electromagnetic Compatibility Directive (EMC)



Note For the standards applied to assess the EMC of this product, refer to the *Online Product Certification* section.

Online Product Certification

Refer to the product Declaration of Conformity (DoC) for additional regulatory compliance information. To obtain product certifications and the DoC for this product, visit ni.com/certification, search by module number or product line, and click the appropriate link in the Certification column.

Environmental Management

National Instruments is committed to designing and manufacturing products in an environmentally responsible manner. NI recognizes that eliminating certain hazardous substances from our products is beneficial not only to the environment but also to NI customers.

For additional environmental information, refer to the *NI and the Environment* Web page at ni.com/environment. This page contains the environmental regulations and directives with which NI complies, as well as other environmental information not included in this document.

Waste Electrical and Electronic Equipment (WEEE)



EU Customers At the end of their life cycle, all products *must* be sent to a WEEE recycling center. For more information about WEEE recycling centers and National Instruments WEEE initiatives, visit ni.com/environment/weee.htm.

电子信息产品污染控制管理办法（中国 RoHS）



中国客户 National Instruments 符合中国电子信息产品中限制使用某些有害物质指令 (RoHS)。关于 National Instruments 中国 RoHS 合规性信息，请登录 ni.com/environment/rohs_china。(For information about China RoHS compliance, go to ni.com/environment/rohs_china.)

Calibration

You can obtain the calibration certificate for this device at ni.com/calibration.

Calibration interval 1 year

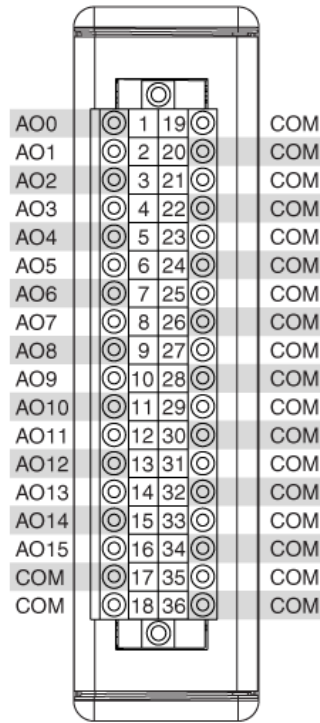
¹ When the module powers on, a glitch occurs for 20 μ s peaking at 500 mV.

² The power-down voltage peaks at 1.7 V, then exponentially discharges to 0 V in 200 ms. You can add a load to reduce peak voltage.

³ Range equals 10.5 V

[Back to Top](#)

Pinouts/Front Panel Connections



NI 9264 Terminal Assignments

[Back to Top](#)

©2010 National Instruments. All rights reserved. CompactRIO, CVI, FieldPoint, LabVIEW, Measurement Studio, National Instruments, National Instruments Alliance Partner, NI, ni.com, NI CompactDAQ, NI-DAQ, and SignalExpress are trademarks of National Instruments. The mark LabWindows is used under a license from Microsoft Corporation. Windows is a registered trademark of Microsoft Corporation in the United States and other countries. Other product and company names listed are trademarks or trade names of their respective companies. A National Instruments Alliance Partner is a business entity independent from National Instruments and has no agency, partnership, or joint-venture relationship with National Instruments.

[My Profile](#) | [RSS](#) | [Privacy](#) | [Legal](#) | [Contact NI](#) © 2012 National Instruments Corporation. All rights reserved.



Artisan Technology Group is your source for quality new and certified-used/pre-owned equipment

- FAST SHIPPING AND DELIVERY
- TENS OF THOUSANDS OF IN-STOCK ITEMS
- EQUIPMENT DEMOS
- HUNDREDS OF MANUFACTURERS SUPPORTED
- LEASING/MONTHLY RENTALS
- ITAR CERTIFIED SECURE ASSET SOLUTIONS

SERVICE CENTER REPAIRS

Experienced engineers and technicians on staff at our full-service, in-house repair center

*InstraView*SM REMOTE INSPECTION

Remotely inspect equipment before purchasing with our interactive website at www.instraview.com ↗

WE BUY USED EQUIPMENT

Sell your excess, underutilized, and idle used equipment. We also offer credit for buy-backs and trade-ins. www.artisanng.com/WeBuyEquipment ↗

LOOKING FOR MORE INFORMATION?

Visit us on the web at www.artisanng.com ↗ for more information on price quotations, drivers, technical specifications, manuals, and documentation

Contact us: (888) 88-SOURCE | sales@artisanng.com | www.artisanng.com