



Artisan Technology Group is your source for quality new and certified-used/pre-owned equipment

- FAST SHIPPING AND DELIVERY
- TENS OF THOUSANDS OF IN-STOCK ITEMS
- EQUIPMENT DEMOS
- HUNDREDS OF MANUFACTURERS SUPPORTED
- LEASING/MONTHLY RENTALS
- ITAR CERTIFIED SECURE ASSET SOLUTIONS

SERVICE CENTER REPAIRS

Experienced engineers and technicians on staff at our full-service, in-house repair center

*InstraView*SM REMOTE INSPECTION

Remotely inspect equipment before purchasing with our interactive website at www.instraview.com ↗

WE BUY USED EQUIPMENT

Sell your excess, underutilized, and idle used equipment. We also offer credit for buy-backs and trade-ins. www.artisanng.com/WeBuyEquipment ↗

LOOKING FOR MORE INFORMATION?

Visit us on the web at www.artisanng.com ↗ for more information on price quotations, drivers, technical specifications, manuals, and documentation

Contact us: (888) 88-SOURCE | sales@artisanng.com | www.artisanng.com

Full-Featured E Series Multifunction DAQ 12 or 16-Bit, up to 1.25 MS/s, up to 64 Analog Inputs

Full-Featured E Series Multifunction DAQ

E Series – Full-Featured

- 16 or 64 analog inputs at up to 1.25 MS/s, 12 or 16-bit resolution
- 2 analog outputs at up to 1 MS/s, 12 or 16-bit resolution
- 8 digital I/O lines (TTL/CMOS); two 24-bit counter/timers
- Analog and digital triggering
- 14 or 15 analog input signal ranges
- NI-DAQ driver simplifies configuration and measurements

Families

- NI 6071E
- NI 6070E
- NI 6062E
- NI 6052E
- NI 6040E
- NI 6033E
- NI 6032E
- NI 6031E
- NI 6030E
- NI 6020E (only digital triggering)

Operating Systems

- Windows 2000/NT/XP
- Real-time performance with LabVIEW (page 134)
- Others such as Linux and Mac OS X (page 187)

Recommended Software

- LabVIEW
- LabWindows/CVI
- Measurement Studio
- VI Logger

Other Compatible Software

- Visual Basic, C/C++, and C#

Driver Software (included)

- NI-DAQ 7

Calibration Certificate Included

See page 21.



Family	Bus	Analog Inputs	Input Resolution	Max Sampling Rate	Input Range	Analog Outputs	Output Resolution	Output Rate	Output Range	Digital I/O	Counter/Timers	Triggers
NI 6071E	PCI, PXI	64 SE/32 DI	12 bits	1.25 MS/s	±0.05 to ±10 V	2	12 bits	1 MS/s	±10 V	8	2, 24-bit	Analog, digital
NI 6070E	PCI, PXI, FireWire	16 SE/8 DI	12 bits	1.25 MS/s	±0.05 to ±10 V	2	12 bits	1 MS/s	±10 V	8	2, 24-bit	Analog, digital
NI 6062E	PCMCIA	16 SE/8 DI	12 bits	500 kS/s	±0.05 to ±10 V	2	12 bits	850 kS/s	±10 V	8	2, 24-bit	Analog, digital
NI 6052E	PCI, PXI, FireWire	16 SE/8 DI	16 bits	333 kS/s	±0.05 to ±10 V	2	16 bits	333 kS/s	±10 V	8	2, 24-bit	Analog, digital
NI 6040E	PCI, PXI	16 SE/8 DI	12 bits	500 kS/s	±0.05 to ±10 V	2	12 bits	1 MS/s	±10 V	8	2, 24-bit	Analog, digital
NI 6033E	PCI	64 SE/32 DI	16 bits	100 kS/s	±0.1 to ±10 V	0	-	-	-	8	2, 24-bit	Analog, digital
NI 6032E	PCI	16 SE/8 DI	16 bits	100 kS/s	±0.1 to ±10 V	0	-	-	-	8	2, 24-bit	Analog, digital
NI 6031E	PCI, PXI	64 SE/32 DI	16 bits	100 kS/s	±0.1 to ±10 V	2	16 bits	100 kS/s	±10 V	8	2, 24-bit	Analog, digital
NI 6030E	PCI, PXI	16 SE/8 DI	16 bits	100 kS/s	±0.1 to ±10 V	2	16 bits	100 kS/s	±10 V	8	2, 24-bit	Analog, digital
NI 6020E	NI USB	16 SE/8 DI	12 bits	100 kS/s	±0.05 to ±10 V	2	12 bits	20 S/s	±10 V	8	2, 24-bit	Digital

Table 1. NI Full-Featured E Series Model Guide (See page 228 for detailed specifications.)

Overview and Applications

NI Full-Featured E Series devices are the fastest and the most accurate multiplexed data acquisition devices available. They are ideal for applications ranging from continuous high-speed data logging to control applications to high voltage signal or sensor measurements when used with NI signal conditioning. Synchronize the operations of multiple devices using the RTSI bus or PXI trigger bus and easily integrate other hardware such as motion control and machine vision to create an entire measurement and control system.

Visit ni.com/oem for information on our quantity discounts for OEM customers.

Highly Accurate Hardware Design

NI Full-Featured E Series DAQ devices include the following features and technologies:

Temperature Drift Protection Circuitry – Designed with components that minimize the effect of temperature changes on measurements to less than 0.0006% of reading per °C.

Resolution-Improvement Technologies – Carefully designed noise floor maximizes resolution.

Onboard Self-Calibration – Precise voltage reference included for calibration and measurement accuracy. Self-calibration is completely software controlled, with no potentiometers to adjust.

NI DAQ-STC – Timing and control ASIC designed to provide more flexibility, lower power consumption, and a higher immunity to noise and jitter than off-the-shelf counter/timer chips.

Data Acquisition and Signal Conditioning

Full-Featured E Series Multifunction DAQ

12 or 16-Bit, up to 1.25 MS/s, up to 64 Analog Inputs

NI MITE – ASIC designed to optimize data transfer for multiple simultaneous operations using bus mastering with three scatter-gather DMA channels for maximum performance of concurrent I/O operations.

NI PGIA – Measurement and instrument class amplifier that guarantees settling times at all gains. Typical commercial off-the-shelf amplifier components do not meet the settling time requirements for high-gain measurement applications.

PFI Lines – Eight programmable function input (PFI) lines that can be used for software-controlled routing of interboard and intraboard digital and timing signals.

RTSI or PXI Trigger Bus – Used to share timing and control signals between devices and synchronize operations.

RSE Mode – In addition to differential and nonreferenced single-ended modes, NI full-featured E Series devices offer referenced single-ended (RSE) mode for use with floating signal sources in applications with channel counts higher than eight.

Onboard Temperature Sensor – Included for monitoring the operating temperature of the device to ensure that it is operating within the specified range.

Analog and Digital Triggering – Only full-featured E Series devices provide the ability to set a trigger based on the level of an analog signal, in addition to the ability to trigger off an edge of a digital signal.

More Input Ranges – Up to 15 input ranges for optimal resolution, even for signals smaller than 50 mV.

High-Performance, Easy-to-Use Driver Software

NI-DAQ is the robust driver software that makes it easy to access the functionality of your data acquisition hardware, whether you are a beginning or advanced user. Helpful features include:

Automatic Code Generation – DAQ Assistant is an interactive guide that steps you through configuring, testing, and programming measurement tasks, and generating the necessary code automatically for use in LabVIEW, LabWindows/CVI, or Measurement Studio.

Cleaner Code Development – Basic and advanced software functions have been combined into one easy-to-use yet powerful set to help you build cleaner code and move from basic to advanced applications without replacing functions.

High-Performance Driver Engine – Software-timed single-point input (typically used in control loops) with NI-DAQ achieves rates of up to 50 kHz. NI-DAQ also delivers maximum I/O system throughput with a multithreaded driver.

Test Panels – With NI-DAQ, you can test all of your device functionality before you begin development.

Scaled Channels – Easily scale your voltage data into the proper engineering units using the NI-DAQ Measurement Ready virtual channels by choosing from a list of common sensors and signals or creating your own custom scale.

LabVIEW Integration – All NI-DAQ functions use the waveform data type, which carries acquired data and timing information directly into more than 400 LabVIEW built-in analysis routines for display of results in engineering units on a graph.

Worldwide Support and Services

NI provides you with a wealth of resources to help you get your application up and running more quickly, including:

Technical Support – Purchase of NI hardware or software gives you access to application engineers all over the world as well as Web resources with more than 3,000 measurement examples and more than 9,000 KnowledgeBase entries. – ni.com/support

NI Factory Installation Services (FIS) – Software and hardware installed in PXI and PXI/SCXI systems, tested and ready to use – ni.com/advisor

Calibration – Includes NIST-traceable basic calibration certificates, services for ANSI/NCSL-Z540 and periodic calibration – ni.com/calibration

Extended Warranty – Meet project life-cycle requirements and maintain optimal performance in a cost-effective way – ni.com/services

Data Acquisition Training – Instructor-led courses – ni.com/training

Professional Services – Feasibility, consulting, and integration through our Alliance Partners – ni.com/alliance

For more information on NI services and support, please visit ni.com/services

For information on device support in NI-DAQ 7, visit ni.com/dataacquisition

Full-Featured E Series Multifunction DAQ

12 or 16-Bit, up to 1.25 MS/s, up to 64 Analog Inputs

Full-Featured E Series Multifunction DAQ

Models		Full-Featured E Series				Low-Cost E Series		Basic
		NI 6030E, NI 6031E, NI 6032E, NI 6033E	NI 6052E	NI 6070E, NI 6071E	NI 6040E	NI 6034E, NI 6036E	NI 6023E, NI 6024E, NI 6025E	PCI-6013, PCI-6014
Measurement Sensitivity* (mV)		0.0023	0.0025	0.009	0.008	0.0036	0.008	0.004
Nominal Range (V)		Absolute Accuracy (mV)						
Positive FS	Negative FS							
10	-10	1.147	4.747	14.369	15.373	7.56	16.504	8.984
5	-5	2.077	0.876	5.193	5.697	1.79	5.263	2.003
2.5	-2.5	—	1.190	3.605	3.859	—	—	—
2	-2	0.836	—	—	—	—	—	—
1	-1	0.422	0.479	1.452	1.556	—	—	—
0.5	-0.5	0.215	0.243	0.735	0.789	0.399	0.846	0.471
0.25	-0.25	—	0.137	0.379	0.405	—	—	—
0.2	-0.2	0.102	—	—	—	—	—	—
0.1	-0.1	0.061	0.064	0.163	0.176	—	—	—
0.05	-0.05	—	0.035	0.091	0.100	0.0611	0.106	0.069
10	0	0.976	1.232	6.765	7.269	—	—	—
5	0	1.992	2.119	5.391	5.645	—	—	—
2	0	0.802	0.850	2.167	2.271	—	—	—
1	0	0.405	0.428	1.092	1.146	—	—	—
0.5	0	0.207	0.242	0.558	0.583	—	—	—
0.2	0	0.098	0.111	0.235	0.247	—	—	—
0.1	0	0.059	0.059	0.127	0.135	—	—	—

Note: Accuracies are valid for measurements following an internal calibration. Measurement accuracies are listed for operational temperatures within $\pm 1^\circ\text{C}$ of internal calibration temperature and $\pm 10^\circ\text{C}$ of external or factory-calibration temperature. One-year calibration interval recommended. The Absolute Accuracy at Full Scale calculations were performed for a maximum range input voltage (for example, 10 V for the ± 10 V range) after one year, assuming 100 pt averaging of data.*Smallest detectable voltage change in the input signal at the smallest input range.

Table 2. E Series Analog Input Absolute Accuracy Specifications

Models		Full-Featured E Series			Low-Cost E Series		Basic	
		NI 6030E, NI 6031E, NI 6032E, NI 6033E	NI 6052E	NI 6070E, NI 6071E	NI 6040E	PCI-6036E	PCI-6024E, NI 6025E, NI 6013, NI 6014	
Nominal Range (V)		Absolute Accuracy (mV)						
Positive FS	Negative FS							
10	-10	1.43	1.405	8.127	8.127	2.417	8.127	3.835
10	0	1.201	1.176	5.685	5.685	—	—	—

Table 3. E Series Analog Output Absolute Accuracy Specifications

Recommended Accessories

Signal conditioning is required for sensor measurements or voltage inputs greater than 10 V. National Instruments SCXI is a versatile, high-performance signal conditioning platform, intended for high-channel-count applications. NI SCC products provide portable, flexible signal conditioning options on a per-channel basis. Both signal conditioning platforms are designed to increase the performance and reliability of your DAQ System, and are up to 10X more accurate than terminal blocks (please visit ni.com/sigcon for more details). Refer to the table below for more information:

Sensor/Signals (>10 V)			
System Description	DAQ Device	Signal Conditioning	Page
High performance	PCI-60xxE, PXI-60xxE, DAQPad-60xxE	SCXI	270
Low-cost, portable	PCI-60xxE, PXI-60xxE, DAQPad-60xxE	SCC	251

Signals (<10 V) ¹				
System Description	DAQ Device	Terminal Block	Cable	Page
Shielded	PCI-60xxE/DAQPad-60xxE	SCB-68	SH6868-EP	214
Shielded	PXI-60xxE	TB-2705	SH6868-EP	214
Shielded	PCI-6071E/PCI-6033E/PCI-6031E	SCB-100	SH100100	214
Shielded	PXI-6071E/PXI-6031E	Two TBX-68s	SH1006868	214
Shielded	DAQPad-60xxE	SCB-68	SHC6868-EP	214
Low-Cost	PCI-60xxE/PXI-60xxE/DAQPad-60xxE	CB-68LP	R6868	214
Low-Cost	DAQCard-60xxE	CB-68LP	RC6868	214

¹Terminal Blocks do not provide signal conditioning (ie. filtering, amplification, isolation, etc.), which may be necessary to increase the accuracy of your measurements.

Table 4. Recommended Accessories

Ordering Information

NI PXI-6071E	777676-01
NI PCI-6071E	777515-01
NI PXI-6070E	777060-01
NI PCI-6070E	777305-01
NI DAQPad-6070E for FireWire	(See page 207)
NI DAQCard-6062E	(See page 207)
NI PXI-6052E	777962-01
NI PCI-6052E	777745-01
NI DAQPad-6052E for FireWire	(See page 207)
NI PXI-6040E	777484-01
NI PCI-6040E	777383-01
NI PCI-6033E	777516-01
NI PCI-6032E	777422-01
NI PXI-6031E	777636-01
NI PCI-6031E	777514-01
NI PXI-6030E	777555-01
NI PCI-6030E	777384-01
NI DAQPad-6020E for USB	(See page 207)

Includes NI-DAQ driver software and calibration certificate.

For more information on warranty and value-added services, see page 20.

BUY ONLINE!

Visit ni.com/dataacquisition

Data Acquisition and Signal Conditioning

Multifunction DAQ Overview

Multifunction DAQ Overview

Data Acquisition and Signal Conditioning

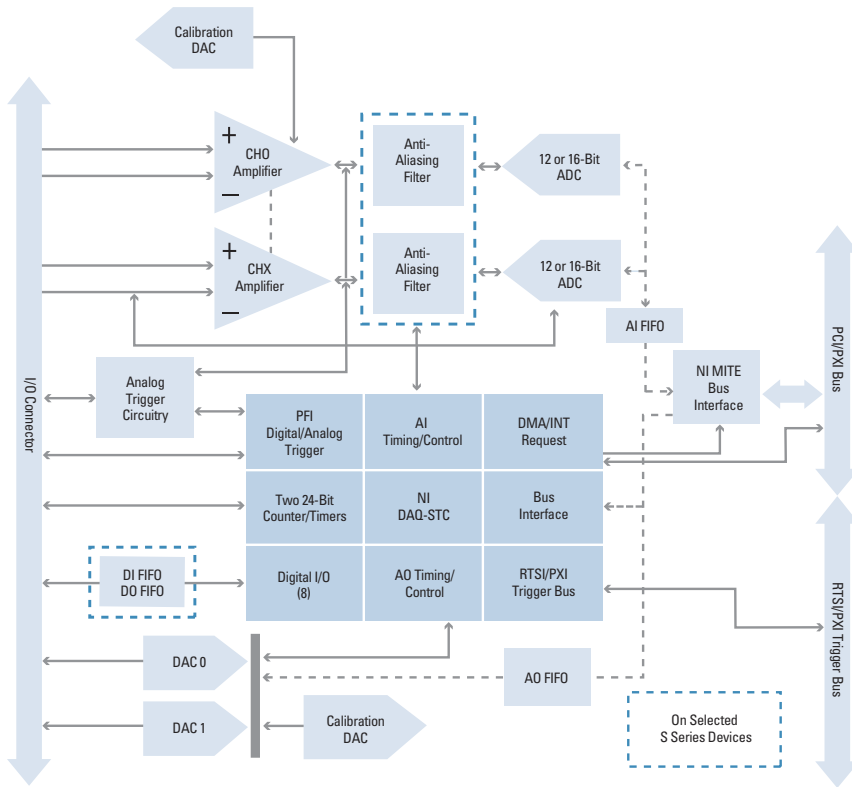


Figure 1. S Series Hardware Block Diagram

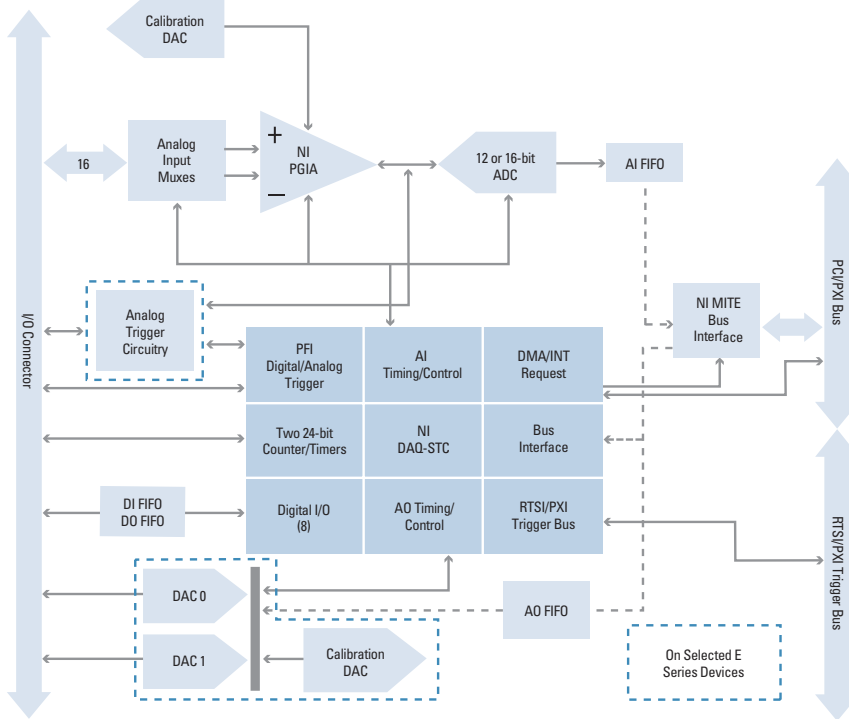


Figure 2. E Series Hardware Block Diagram

12-Bit E Series Multifunction DAQ Specifications

Specifications – NI 607xE, NI 6062E, NI 6040E, NI 602xE

These specifications are typical for 25 °C unless otherwise noted.

Analog Input

Accuracy specifications See page 228.

Input Characteristics

Number of Channels	
6070E	16 single-ended or 8 differential (software selectable per channel)
6062E	
6040E	
602xE	
6071E	64 single-ended or 32 differential (software selectable per channel)

Resolution..... 12 bits, 1 in 4,096

Maximum Sampling Rate	
607xE	1.25 MS/s
6062E	500 kS/s
6040E	500 kS/s single-channel scanning 250 kS/s multichannel scanning
6023E	200 kS/s
6024E	
6025E	
6020E	100 kS/s

Input Signal Ranges			
Device	Range (Software Selectable)	Bipolar Input Range	Unipolar Input Range
607xE	20 V	±10 V	–
6062E	10 V	±5 V	0 to 10 V
6040E	5 V	±2.5 V	0 to 5 V
6020E	2 V	±1 V	0 to 2 V
	1 V	±500 mV	0 to 1 V
	500 mV	±250 mV	0 to 500 mV
	200 mV	±100 mV	0 to 200 mV
	100 mV	±50 mV	0 to 100 mV
6023E	20 V	±10 V	–
6024E	10 V	±5 V	–
6025E	1 V	±500 mV	–
	100 mV	±50 mV	–

Input coupling..... DC

Maximum working voltage

(signal + common mode)..... Input should remain within ±11 V of ground

Overvoltage Protection		
Device	Powered On	Powered Off
607xE	±25 V	±15 V
6062E		
6040E		
6023E	±40 V	±25 V
6024E		
6025E		
6020E	±35 V	±25 V

Inputs Protected	
6070E	AI <0..15>, AI SENSE
6062E, 6040E	
602xE	
6071E	AI <0..63>, AI SENSE, AI SENSE2

FIFO Buffer Size	
DAQCard-6062E	8,192 samples
DAQPad-6020E	4,096 samples
DAQPad-6070E	2,048 samples
DAQCard-6024E	
PCI/PXI-6070E	512 samples
6071E, 6040E	
PCI-6023E, NI 6025E, PCI-6024E	

Data transfers

PCI, PXI, DAQPad for FireWire DMA, interrupts, programmed I/O

DAQCard, DAQPad for USB Interrupts, programmed I/O

DMA modes

PCI, PXI, DAQPad for FireWire Scatter-gather (single-transfer, demand transfer)

Configuration memory size 512 words

Transfer Characteristics

Relative Accuracy		
Device	Typical Dithered	Maximum Undithered
607xE	±0.5 LSB	±1.5 LSB
6062E		
6040E		
6023E		
6024E		
6025E		
6020E	±0.2 LSB	±1.5 LSB

DNL		
Device	Typical	Maximum
607xE	±0.5 LSB	±1.0 LSB
6040E		
6023E		
PCI-6024E		
6025E		
6020E	±0.2 LSB	±1.0 LSB
6062E	±0.75 LSB	-0.9, +1.5 LSB
DAQCard-6024E		

No missing codes..... 12 bits, guaranteed



12-Bit E Series Multifunction DAQ Specifications

12-Bit E Series Specifications

Data Acquisition and Signal Conditioning

Specifications – NI 607xE, NI 606xE, NI 6040E, NI 602xE (continued)

Amplifier Characteristics

Device	Input Impedance		
	Normal Powered On	Powered Off	Overload
6070E	100 GΩ in parallel with 100 pF	820 Ω	820 Ω
6062E			
6040E			
PCI-6071E			
PXI-6071E			
6023E, 6024E, 6025E	100 GΩ in parallel with 100 pF	4.7 kΩ	4.7 kΩ
6020E	100 GΩ in parallel with 50 pF	3 kΩ	3 kΩ

Input bias current ±200 pA
 Input offset current ±100 pA

CMRR, DC to 60 Hz

Device	Range	CMRR (dB)
607xE	20 V	95
	10 V	100
	100 mV to 5 V	106
6040E	10 to 20 V	85
	5 V	95
6062E	100 mV to 2 V	100
	10 to 20 V	85
6024E	100 mV to 1 V	90
6025E		
6020E	100 mV to 20 V	90

Dynamic Characteristics

Bandwidth

Device	Small Signal (-3 dB)	Large Signal (1% THD)
607xE	1.6 MHz	1 MHz
6062E	1.3 MHz	250 kHz
6040E	600 kHz	350 kHz
6023E	500 kHz	225 kHz
PCI-6024E		
6025E		
DAQCard-6024E	500 kHz	265 kHz
DAQPad-6020E	150 kHz	200 kHz

Setting Time to Full-Scale Step

Device	Range	Accuracy		
		±0.012% (±0.5 LSB)	±0.024% (±1 LSB)	±0.098% (±4 LSB)
6070E	20 V	2 μs typical	1.5 μs typical	1.5 μs typical
		3 μs maximum	2 μs maximum	2 μs maximum
	10 V	2 μs typical	1.5 μs typical	1.3 μs typical
		3 μs maximum	2 μs maximum	1.5 μs maximum
	200 mV to 5 V	2 μs typical	1.5 μs typical	0.9 μs typical
		3 μs maximum	2 μs maximum	1 μs maximum
100 mV	2 μs typical	1.5 μs typical	1 μs typical	
	3 μs maximum	2 μs maximum	1.5 μs maximum	
6071E	20 V	3 μs typical	1.9 μs typical	1.9 μs typical
		5 μs max	2.5 μs maximum	2 μs maximum
	10 V	3 μs typical	1.9 μs typical	1.2 μs typical
		5 μs maximum	2.5 μs maximum	1.5 μs maximum
	200 mV to 5 V	3 μs typical	1.9 μs typical	1.2 μs typical
		5 μs maximum	2.5 μs maximum	1.3 μs maximum
100 mV	3 μs typical	1.9 μs typical	1.2 μs typical	
	5 μs maximum	2.5 μs maximum	1.5 μs maximum	
6062E	All	2.5 μs typical	2.5 μs typical	2 μs typical
		4 μs maximum	3 μs maximum	2.5 μs maximum
	All	4 μs typical	4 μs maximum	4 μs maximum
		8 μs maximum		
	All	5 μs typical	5 μs maximum	5 μs maximum
All				
All		10 μs maximum	10 μs maximum	

System Noise (LSB_{rms}, Not Including Quantization)

Device	Range	Dither On		
		Dither Off	Dither On	
6070E	1 to 20 V	0.25	0.5	
	500 mV	0.4	0.6	
		200 mV	0.5	0.7
6071E	100 mV	0.8	0.9	
	1 to 20 V	0.25	0.6	
		500 mV	0.4	0.75
6062E	200 mV	0.5	0.8	
	100 mV	0.8	1.0	
		1 to 20 V	0.2	0.5
6040E	500 mV	0.25	0.5	
	200 mV	0.5	0.7	
	100 mV	0.9	1.0	
6023E	1 to 20 V	0.1	0.6	
	PCI-6024E, 6025E	100 mV	0.7	0.8
DAQCard-6024E		10 to 20 V	0.1	0.65
		1 V	0.45	0.65
6020E	100 mV	0.70	0.90	
	1 to 20 V	0.07	0.5	
	500 mV	0.12	0.5	
	200 mV	0.25	0.6	
	100 mV	0.5	0.7	

Crosstalk, DC to 100 KHz

Device	Adjacent Channels		All Other Channels
607xE, 6062E, 6040E	-75 dB		-90 dB
602xE	-60 dB		-80 dB

12-Bit E Series Multifunction DAQ Specifications

Specifications – NI 607xE, NI 606xE, NI 6040E, NI 602xE (continued)

Analog Output

Output Characteristics

Number of Channels	
607xE	2 voltage outputs
6062E	
6040E	
6020E	
6024E	
6025E	None
6023E	

Resolution..... 12 bits, 1 in 4,096

Maximum update rate

Waveform Generation

Device	FIFO Mode		Non-FIFO Mode	
	Internally Timed	Externally Timed	1 Channel	2 Channels
	607xE	1 MS/s	950 kS/s	800 kS/s,
6040E			system dependent	system dependent
6062E	850 kS/s	850 kS/s	800 kS/s,	400 kS/s,
			system dependent	system dependent
6023E	N/A	N/A	10 kS/s with DMA	10 kS/s with DMA
PCI-6024E			1 kS/s with interrupts	1 kS/s with interrupts
6025E			system dependent	system dependent
DAQCard-6024E	N/A	N/A	1 kS/s with interrupts	1 kS/s with interrupts
			system dependent	system dependent
DAQPad-6020E	N/A	N/A	20 S/s,	20 S/s,
			system dependent	system dependent

FIFO Buffer Size

607xE, 6062E	2,048 samples
6040E	512 samples
602xE	None

Data transfers

PCI, PXI, DAQPad for IEEE 1394..... DMA, interrupts, programmed I/O
 DAQCard, DAQPad for USB..... Interrupts, programmed I/O

DMA modes

PCI, PXI, DAQPad..... Scatter-gather (single transfer, demand transfer)

Transfer Characteristics

Relative accuracy

After calibration
 6062E, DAQCard-6024E..... ±0.5 LSB typical, ±1.0 LSB maximum
 All others..... ±0.3 LSB typical, ±0.5 LSB maximum
 Before calibration..... ±4 LSB maximum

DNL

After calibration
 6062E, DAQCard-6024E..... ±0.5 LSB typical, ±1.0 LSB maximum
 All others..... ±0.3 LSB typical, ±1.0 LSB maximum
 Before calibration..... ±3 LSB maximum

Monotonicity..... 12 bits, guaranteed after calibration

Gain error (relative to external reference)

6062E, 6020E..... ±0.5% of output maximum, not adjustable
 607xE, 6040E..... 0 to 0.67% of output maximum, not adjustable

Voltage Output

Output coupling..... DC

Output impedance..... 0.1 Ω maximum

Ranges

607xE, 6040E,	±10 V, 0 to 10 V, ±EXT REF, 0 to EXT REF; software selectable
6020E	
6062E	±10 V, ±EXT REF, software selectable
6024E, 6025E	±10 V

Current drive..... ±5 mA maximum

Protection..... Short-circuit to ground

Power-on state..... 0 V (±200 mV)

External Reference Input

Range..... 11 V
 Overvoltage protection
 607xE, 6062E, 6040E..... ±25 V powered on, ±15 V powered off
 6020E..... ±35 V powered on, ±25 V powered off
 Input impedance..... 10 kΩ
 Bandwidth (-3 dB)
 607xE, 6040E..... 1 MHz
 6062E..... 50 kHz
 6020E..... 300 kHz

Dynamic Characteristics

Device	Setting Time for Full-Scale Step	Slew Rate
607xE	3 μs to ±0.5 LSB accuracy	20 V/μs
6062E		
6040E		
602xE	10 μs to ±0.5 LSB accuracy	10 V/μs

Device	Reglitching Disabled	Reglitching Enabled
607xE, 604xE	±20 mV	±4 mV
PCI-6024E	±42 mV	N/A
6025E		
DAQCard-6024E	±13 mV	N/A
6020E	±100 mV	N/A
6062E	±80 mV	±30 mV

Glitch Duration (At Mid-Scale Transition)

607xE	1.5 μs
6040E	
6024E	
6025E	2 μs
6020E	3 μs
6062E	

Noise..... 200 μV_{rms}, DC to 1 MHz

Glitch energy magnitude (at mid-scale transition)

Stability

Gain temperature coefficient (except 6024E, 6025E)

External reference..... ±25 ppm/°C

12-Bit E Series Multifunction DAQ Specifications

Specifications – NI 607xE, NI 606xE, NI 6040E, NI 602xE (continued)

Digital I/O

Number of Channels	
6025E	32 input/output
All others	8 input/output

Compatibility 5 V TTL
 Power-on state Input; (high-impedance)
 Digital logic levels
 P0.<0..7>

Level	Minimum (V)	Maximum (V)
Input low voltage	0	0.8
Input high voltage	2.0	5.0
Output low voltage (I _{out} = 24 mA)	–	0.4
Output high voltage (I _{out} = -13 mA)	4.35	–

P1.<0..7>, P2.<0..7>, P3.<0..7>

Level	Minimum (V)	Maximum (V)
Input low voltage	0	0.8
Input high voltage	2.2	5.0
Output low voltage (I _{out} = 2.5 mA)	–	0.4
Output high voltage (I _{out} = -2.5 mA)	3.7	–

Data Transfers	
6025E	Interrupts, programmed I/O
All others	Programmed I/O

Transfer rate (1 word = 8 bits)
 Maximum with NI-DAQ, system dependent

Transfer Rate	
DAQPad-6070E	5 kwords/s
All others	50 kwords/s

Constant sustainable rate 1 to 10 kwords/s, system dependent

Timing I/O

Number of channels
 Up/down counter/timers 2
 Frequency scaler 1
 Resolution
 Up/down counter/timers 24 bits
 Frequency scaler 4 bits
 Compatibility 5 V/TTL
 Base clocks available
 Up/down counter/timers 20 MHz and 100 kHz
 Frequency scaler 10 MHz and 100 kHz
 Base clock accuracy ±0.01%
 Maximum source frequency
 Up/down counter/timers 20 MHz
 Minimum source pulse duration 10 ns, edge-detect mode
 Minimum gate pulse duration 10 ns, edge-detect mode
 Data transfers DMA*, interrupts, programmed I/O

*Except DAQCard and USB DAQPad

Triggers

Analog Triggers

Number of Triggers	
607xE	1
6062E	
6040E	
602xE	None

Purpose
 Analog input Start and stop trigger, gate, clock
 Analog output Start trigger, gate, clock
 General-purpose counter/timers Source, gate
 Source All analog input channels, PFI 0/AI START TRIG
 Level
 Internal source, AI<0..15/63> ±Full-scale
 External source, PFI 0/AI START TRIG ±10 V
 Slope Positive or negative; software selectable
 Resolution 8 bits, 1 in 256
 Bandwidth (-3 dB)

Device	Internal Source	External Source
607xE	2 MHz	7 MHz
6062E	500 kHz	2.5 MHz
6040E	650 kHz	3 MHz

Hysteresis Programmable

Digital Triggers (All Devices)

Purpose
 Analog input Start and stop trigger, gate, clock
 Analog output Start trigger, gate, clock
 General-purpose counter/timers Source, gate
 Source PFI <0..9>, RTSI <0..6>
 Compatibility 5 V/TTL
 Response Rising or falling edge
 Pulse width 10 ns minimum

External Input For Digital Or Analog Trigger (PFI0/TRIG1)

Impedance
 6062E 12 kΩ
 607xE, 6040E 10 kΩ
 Coupling DC
 Protection
 Digital trigger -0.5 to V_{cc} + 0.5 V

Calibration

Recommended warm-up time 15 minutes; 30 minutes for DAQCard and DAQPad
 Calibration interval 1 year
 Onboard calibration reference
 DC level 5.000 V (±3.5 mV) over full operating temperature, actual value stored in EEPROM
 Temperature coefficient ±5 ppm/°C maximum
 Long-term stability ±15 ppm/√1000 h

12-Bit E Series Multifunction DAQ Specifications

Specifications – NI 607xE, NI 606xE, NI 6040E, NI 602xE (continued)

RTSI Bus (PCI and FireWire only)

Trigger lines ¹	
PCI	7
FireWire (DAQPad)	4

PXI Trigger Bus (PXI only)

Trigger lines	6
Star trigger	1

Bus Interface

PCI, PXI, FireWire (DAQPad)	Master, slave
USB (DAQPad)	Slave
PCMCIA (DAQCard)	Slave

Power Requirements²

Device	+5 VDC (±5%)*	Power Available at I/O Connector
PCI-607xE, PXI-607xE	1.1 A	+4.65 to +5.25 VDC, 1 A
6040E	1.0 A	+4.65 to +5.25 VDC, 1 A
DAQCard-6062E	340 mA typical 750 mA maximum	+4.65 to +5.25 VDC, 250 mA
DAQCard-6024E	270 mA typical 750 mA maximum	+4.65 to +5.25 VDC, 250 mA
6023E, 6025E, PCI-6024E	0.7 A	+4.65 to +5.25 VDC, 1 A

Device	Power*	Power Available at I/O Connector
DAQPad-6020E	15 W, +9 to +30 VDC	+4.65 to +5.25 VDC, 1 A
DAQPad-6070E	17 W, +9 to +25 VDC	+4.65 to +5.25 VDC, 1 A

*Excludes power consumed through I/O connector

Discharge time with BP-1 battery pack

FireWire (DAQPad)	2.5 hours, typical
USB (DAQPad)	3 hours, typical

Physical²

Dimensions (Not Including Connectors)

PCI	17.5 by 10.7 cm (6.9 by 4.2 in.)
PXI	16.0 by 10.0 cm (6.3 by 3.9 in.)

DAQPad (30 cm enclosure)	25.4 by 30.7 by 4.3 cm (10 by 12.1 by 1.7 in.)
DAQPad (15 cm enclosure)	14.6 by 21.3 by 3.8 cm (5.8 by 8.4 by 1.5 in.)
DAQCard	Type II PC Card

I/O Connector

Device	I/O Connector
6070E 6040E 6020E 6023E PCI-6024E	68-pin male 0.050 D-type
DAQCard-6062E, DAQCard-6024E	68-pin female VHDCI
6071E 6025E	100-pin female 0.050 D-type

Environment

Operating temperature	0 to 55 °C 0 to 40 °C for DAQCard-6062E and DAQCard-6024E with a maximum internal temperature of 70 °C as measured by onboard temperature sensor; case temperature should not exceed 55 °C for any DAQCard
Storage temperature	-20 to 70 °C
Relative humidity	10 to 90%, noncondensing

Certifications and Compliances

CE Mark Compliance

¹Refer to RTSI specifications for available RTSI trigger lines. RTSI not available on DAQCards.

²See page 134 for RT Series devices, power requirements and physical parameters.



Multifunction DAQ Cable and Accessory Selection Guides

NI Cable Design Advantages

The SH68-68-EP cable is the most commonly used E Series and S Series cable. The cable is designed to work specifically with the NI Multifunction DAQ devices to preserve signal integrity through these technologies:

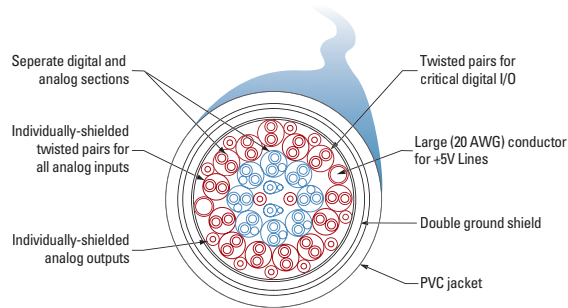


Figure 1. SH68-68-EP Cable



Figure 2. NI offers a wide variety of cable and accessory options, such as the SH68-68-EP cable and the BNC-2110 terminal block.

A variety of cabling and accessory options are available for your needs. Use the following tables to choose the most appropriate cables and accessories. To determine which Multifunction DAQ device best fits your needs, please see page 189.

Platform	Shielding	Connect to ...	Cable	Adapter	Accessory
PCI/PXI/USB/FireWire					
	Shielded	SCC portable signal conditioning per channel	SH68-68-EP	–	SC-2345 and modules, page 251
	Shielded	SCXI high-performance signal conditioning	SCXI-1349	–	SCXI Chassis and Modules, page 270
	Shielded	Screw terminals ¹	SH68-68-EP or SH68-68R1-EP	–	SCB-68
	Shielded	BNC terminal block	SH68-68-EP	–	BNC-2110, BNC-2120, BNC-2090
	Shielded	50-pin connector	SH6850	–	CB50, custom or 3rd party
	Shielded	Configurable connectivity box	SH68-68-EP	–	CA-1000, page 351
	Unshielded	Screw terminals ¹	R6868	–	TBX-68, CB-68LP, CB-68LPR, DAQ signal accessory
	Unshielded	50-pin connector	R6850	–	CB50, custom or 3rd party
PXI only					
	Shielded	Front-mounted screw terminals	N/A	–	TB-2705
PCMCIA					
	Shielded	Screw terminals ¹	SHC68-68-EP or SHC68U-68-EP ²	–	SCB-68, CA-1000
	Shielded	50-pin connector	SHC68-68-EP or SHC68U-68-EP ²	68M-50F MIO	CB50, custom or 3rd party
	Unshielded	Screw terminals ¹	RC68-68	–	TBX-68, CB-68LP, CB-68LPR, DAQ signal accessory
	Unshielded	50-pin connector	RC68-68	68M-50F MIO	CB50, custom or 3rd party

¹Unshielded cables can connect to shielded accessories and vice-versa. ²In adjacent PCMCIA slots, both cables types are required because the same cable would cause mechanical hindrance.

Table 1. Cable Connection Specifications for 16-Channel E Series Devices and Basic Multifunction DAQ (except NI 6025E, which is on the next page)

Multifunction DAQ Cable and Accessory Selection Guides

AI 0-	34	68	AI 0+
AI 1+	33	67	AI 0 GND
AI 1 GND	32	66	AI 1-
AI 2-	31	65	AI 2+
AI 3+	30	64	AI 2 GND
AI 3 GND	29	63	AI 3-
NC	28	62	NC
NC	27	61	NC
NC	26	60	NC
NC	25	59	NC
NC	24	58	NC
NC	23	57	NC
AO 0	22	56	NC
AO 0	21	55	AO GND
EXT REF	20	54	AO GND
P0.4	19	53	D GND
D GND	18	52	P0.0
P0.1	17	51	P0.5
P0.6	16	50	D GND
D GND	15	49	P0.2
+5 V	14	48	P0.7
D GND	13	47	P0.3
D GND	12	46	AI HOLD
PFI 0/AI START	11	45	EXT STROBE
PFI 1/REF TRIG	10	44	D GND
D GND	9	43	PFI 2/AI CONV
+5 V	8	42	PFI 3/CTR 1 SRC
D GND	7	41	PFI 4/CTR 1 GATE
PFI 5/AO SAMP	6	40	CTR 1 OUT
PFI 6/AO START	5	39	D GND
D GND	4	38	PFI 7/AI SAMP
PFI 9/CTR 0 GATE	3	37	PFI 8/CTR 0 SRC
CTR 0 OUT	2	36	D GND
F OUT	1	35	D GND

Figure 2. S Series Devices Connector

*No connects for boards that do not support AO or use an external reference with the SH1006868 cable.

AI 8	34	68	AI 0
AI 1	33	67	AI GND
AI GND	32	66	AI 9
AI 10	31	65	AI 2
AI 3	30	64	AI GND
AI GND	29	63	AI 11
AI 4	28	62	AI SENSE
AI GND	27	61	AI 12
ACH13	26	60	AI 5
ACH6	25	59	AI GND
AIGND	24	58	AI 14
ACH15	23	57	AI 7
AO 0 ¹	22	56	AI GND
AO 1 ¹	21	55	AO GND
EXT REF ¹	20	54	AO GND
P0.4	19	53	D GND
D GND	18	52	P0.0
P0.1	17	51	P0.5
P0.6	16	50	D GND
D GND	15	49	P0.2
+5 V	14	48	P0.7
D GND	13	47	P0.3
D GND	12	46	AI HOLD
PFI 0/AI START	11	45	EXT STROBE
PFI 1/REF TRIG	10	44	D GND
D GND	9	43	PFI 2/AI CONV
+5 V	8	42	PFI 3/AI CTR 1 SRC
D GND	7	41	PFI 4/AI CTR 1 GATE
PFI 5/AO SAMP	6	40	CTR 1 OUT
PFI 6/AO START	5	39	D GND
D GND	4	38	PFI 7/AI SAMP
PFI 9/CTR 0 GATE	3	37	PFI 8/CTR 0 SRC
CTR 0 OUT	2	36	D GND
F OUT	1	35	D GND

Figure 3. I/O Connector for 16-Channel E Series and Basic Multifunction DAQ Devices, except NI 6025E

AI GND	1	51	AI 16
AI GND	2	52	AI 24
AI 0	3	53	AI 17
AI 8	4	54	AI 25
AI 1	5	55	AI 18
AI 9	6	56	AI 26
AI 2	7	57	AI 19
AI 10	8	58	AI 27
AI 3	9	59	AI 20
AI 11	10	60	AI 28
AI 4	11	61	AI 21
AI 12	12	62	AI 29
AI 5	13	63	AI 22
AI 13	14	64	AI 30
AI 6	15	65	AI 23
AI 14	16	66	AI 31
AI 7	17	67	AI 32
AI 15	18	68	AI 40
AI SENSE	19	69	AI 33
AO 0	20	70	AI 41
AO 1	21	71	AI 34
EXT REF	22	72	AI 42
AO GND	23	73	AI 35
D GND	24	74	AI 43
P0.0	25	75	AI SENSE 2
P0.4	26	76	AI GND
P0.1	27	77	AI 36
P0.5	28	78	AI 44
P0.2	29	79	AI 37
P0.6	30	80	AI 45
P0.3	31	81	AI 38
P0.7	32	82	AI 46
D GND	33	83	AI 39
+5 V	34	84	AI 47
+5 V	35	85	AI 48
AI HOLD	36	86	AI 56
EXT STROBE	37	87	AI 49
PFI 0/AI START	38	88	AI 57
PFI 1/REF TRIG	39	89	AI 50
PFI 2/AI CONV	40	90	AI 58
PFI 3/CTR 1 SRC	41	91	AI 51
PFI 4/CTR 1 GATE	42	92	AI 59
CTR 1 OUT	43	93	AI 52
PFI 5/AO SAMP	44	94	AI 60
PFI 6/AO START	45	95	AI 53
PFI 7/AI SAMP	46	96	AI 61
PFI 8/CTR 0 SRC	47	97	AI 54
PFI 9/CTR 0 GATE	48	98	AI 62
CTR 0 OUT	49	99	AI 55
F OUT	50	100	AI 63

Figure 4. I/O Connector for 64-Channel E Series Devices

AI GND	1	51	P2.7
AI GND	2	52	GND
AI 0	3	53	P2.6
AI 8	4	54	GND
AI 1	5	55	P2.5
AI 9	6	56	GND
AI 2	7	57	P2.4
AI 10	8	58	GND
AI 3	9	59	P2.3
AI 11	10	60	GND
AI 4	11	61	P2.2
AI 12	12	62	GND
AI 5	13	63	P2.1
AI 13	14	64	GND
AI 6	15	65	P2.0
AI 14	16	66	GND
AI 7	17	67	P1.7
AI 15	18	68	GND
AI SENSE	19	69	P1.6
AO 0	20	70	GND
AO 1	21	71	P1.5
NC	22	72	GND
AO GND	23	73	P1.4
D GND	24	74	GND
P0.0	25	75	P1.3
P0.4	26	76	GND
P0.1	27	77	P1.2
P0.5	28	78	GND
P0.2	29	79	P1.1
P0.6	30	80	GND
P0.3	31	81	P1.0
P0.7	32	82	GND
D GND	33	83	P0.7
+5 V	34	84	GND
+5 V	35	85	P0.6
AI HOLD	36	86	GND
EXT STROBE	37	87	P0.5
PFI 0/AI START	38	88	GND
PFI 1/REF TRIG	39	89	P0.4
PFI 2/AI CONV	40	90	GND
PFI 3/CTR 1 SRC	41	91	P0.3
PFI 4/CTR 1 GATE	42	92	GND
CTR 1 OUT	43	93	P0.2
PFI 5/AO SAMP	44	94	GND
PFI 6/AO START	45	95	P0.1
PFI 7/AI SAMP	46	96	GND
PFI 8/CTR 0 SRC	47	97	P0.0
PFI 9/CTR 0 GATE	48	98	GND
CTR 0 OUT	49	99	+5 V
F OUT	50	100	GND

Figure 5. I/O Connector for the NI 6025E Device

E Series Devices (NI 6031E, NI 6033E, NI 6071E, NI 6025E)

Platform	Shielding	Connect to ...	Cable	Cable Leg	Adapter	Accessory
PCI, PXI						
	Shielded	Screw terminals	SH100100	—	—	SCB-100
	Shielded	Screw terminals	SH1006868	MIO:	—	SCB-68
	Shielded		SH1006868	Extended:	—	SCB-68
	Shielded	Screw terminals ¹	SH1006868	MIO:	—	TBX-68, CB-68LP, CB-68LPR, DAQ signal accessory
	Shielded	Screw terminals ¹	SH1006868	Extended:	—	TBX-68, CB-68LP, CB-68LPR
	Shielded	BNC terminal block	SH1006868	MIO:	—	BNC-2110, BNC-2120, BNC-2090
	Shielded		SH1006868	Extended:	—	BNC-2115
	Shielded	50-pin connectors	SH1006868	MIO:	68M-50F MIO	Custom or 3rd party
	Shielded		SH1006868	Extended:	68M-50F Extended	Custom or 3rd party
	Unshielded	50-pin connector	R1005050	MIO:	—	Custom or 3rd party
	Unshielded		R1005050	Extended:	—	Custom or 3rd party

¹Shielded cable with unshielded accessories

Table 2. Cable Connection Specifications for 64-Channel E Series Devices and the NI 6025E



Artisan Technology Group is your source for quality new and certified-used/pre-owned equipment

- FAST SHIPPING AND DELIVERY
- TENS OF THOUSANDS OF IN-STOCK ITEMS
- EQUIPMENT DEMOS
- HUNDREDS OF MANUFACTURERS SUPPORTED
- LEASING/MONTHLY RENTALS
- ITAR CERTIFIED SECURE ASSET SOLUTIONS

SERVICE CENTER REPAIRS

Experienced engineers and technicians on staff at our full-service, in-house repair center

*InstraView*SM REMOTE INSPECTION

Remotely inspect equipment before purchasing with our interactive website at www.instraview.com ↗

WE BUY USED EQUIPMENT

Sell your excess, underutilized, and idle used equipment. We also offer credit for buy-backs and trade-ins. www.artisanng.com/WeBuyEquipment ↗

LOOKING FOR MORE INFORMATION?

Visit us on the web at www.artisanng.com ↗ for more information on price quotations, drivers, technical specifications, manuals, and documentation

Contact us: (888) 88-SOURCE | sales@artisanng.com | www.artisanng.com