



## Artisan Technology Group is your source for quality new and certified-used/pre-owned equipment

- FAST SHIPPING AND DELIVERY
- TENS OF THOUSANDS OF IN-STOCK ITEMS
- EQUIPMENT DEMOS
- HUNDREDS OF MANUFACTURERS SUPPORTED
- LEASING/MONTHLY RENTALS
- ITAR CERTIFIED SECURE ASSET SOLUTIONS

### SERVICE CENTER REPAIRS

Experienced engineers and technicians on staff at our full-service, in-house repair center

### *InstraView*<sup>SM</sup> REMOTE INSPECTION

Remotely inspect equipment before purchasing with our interactive website at [www.instraview.com](http://www.instraview.com) ↗


### WE BUY USED EQUIPMENT

Sell your excess, underutilized, and idle used equipment. We also offer credit for buy-backs and trade-ins. [www.artisanng.com/WeBuyEquipment](http://www.artisanng.com/WeBuyEquipment) ↗

### LOOKING FOR MORE INFORMATION?

Visit us on the web at [www.artisanng.com](http://www.artisanng.com) ↗ for more information on price quotations, drivers, technical specifications, manuals, and documentation

**Contact us:** (888) 88-SOURCE | [sales@artisanng.com](mailto:sales@artisanng.com) | [www.artisanng.com](http://www.artisanng.com)



## Register-Based Prototyping Modules Series 7064R

### Custom Register-Based Circuit Design Made Easy.

The 7064R Series of C-sized, register-based prototyping modules simplify the engineer's task of developing custom VXIbus products. The built-in VXIbus interface and complete documentation package, including extensive application notes, reduces prototype design time. The 7064R supports 16-bit data transfer rates up to 4MB/sec and 32-bit data transfer rates up to 8MB/sec. All seven VXIbus power supply lines are available to the user and are fused, reducing the risk of damage to the backplane.

The module also provides EMI power filtering which is required by the VXIbus specification. The module is offered in 3 different slot widths to accommodate various packaging requirements.

### Functional Description

The Interface Section of the 7064R consists of VXIbus backplane interface circuitry, DIP switches to select the logical address and IRQ interrupt priority, and jumper pads for setting the ID and Device Type Registers. The VXIbus signals are accessed via P11, a 96-hole pattern that will accommodate a standard DIN connector, and via E-points located within the interface section. The Local Bus is accessed via P5/P6 and TTL Trigger lines are accessed via P7 as shown in Figure 1.

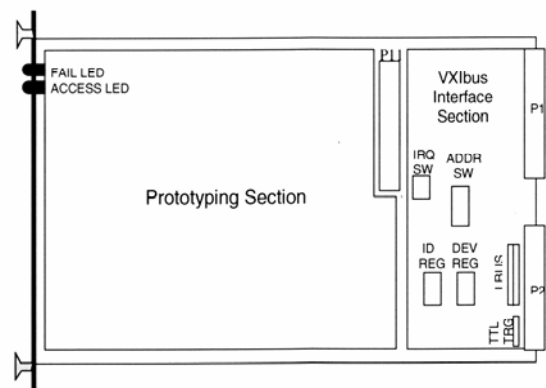
The Prototyping section makes available over 80 square inches of user defined development area. It consists of a universal grid on 0.1-inch centers. 77 pairs of +5VDC/GND pads are distributed evenly within the development area.

### Packaging

The module is available in one, two, and three slot packages. The multiple slot widths are offered to provide additional space on both sides of the prototyping board to accommodate wire-wrap pins or for mounting parts requiring more headroom than is available in a single slot package.

Refer to the specification section for clearance dimensions.

- ◆ Register-Based Interface Supports High-Speed Data Transfer
- ◆ Supports 8, 16, and 32-bit Data Bus with A16, A24 or A32 Addressing
- ◆ 80 sq. in. of Prototyping Space on 0.1in. Grid
- ◆ 3 (1x4), 40MHz, 2A, 1-wire Multiplexers in the Development Area
- ◆ Fused and Filtered VXIbus Supply Voltages
- ◆ Available in Single, Double, and Triple Slot Widths



# 7064R PRODUCT SPECIFICATIONS

The front panel is removable to facilitate through-hole machining if external connections to the module are needed.

The front panel also provides ACCESS and FAIL LED indicators for convenient monitoring.

A "bare board" version of the prototyping module is also available.

It comes standard with P1/P2 connectors, all seven fused and filtered VXI supply voltages, and 80 sq. in. of breadboard area.

The user has access to a limited number of VXI backplane signals via E-points.

The board and enclosure must be ordered separately. Refer to the Ordering Information table.

## When to Use the Register-Based 7064R

The register-based 7064R should be considered when maximum throughput across the VXIbus interface is desired.

Typical applications may involve real-time processing or high-speed data acquisition. If throughput is not a concern and a simple user interface is desirable, consider the 7064M Message-based Prototyping Module.

## 7064R SPECIFICATIONS

### FUNCTIONAL PERFORMANCE

#### Enclosure Style

VXI C-size Prototyping Enclosure

#### Modes of Operation

VXI Register-Based Servant  
Interrupter

#### Manufacturer ID Number

4091, Jumper Programmable

#### Model Number

4093, Jumper Programmable

#### Address Space

A16, Expandable to A16/A24 or A16/A 32

#### Data Transfer Bus

D32, D16, D08 (EO) Support

#### Data Transfer Rates

Up to 4 Mbytes/sec  
(16-bit transfers)  
Up to 8 Mbytes/sec  
(32-bit transfers)

#### Device Class

Register-Based Slave Device

#### Interrupt Levels

Programmable 1-7, Switch Selectable

### PROTOTYPING FEATURES

#### Maximum User Current

	+24 V	+12 V	+5 V	-2 V	-5.2 V	-12 V	-24 V
$I_{user}$ (A)	1.0	1.0	5.0	2.0	5.0	1.0	1.0

#### Breadboarding Space

80 sq. in.  
+5V Gnd Plane to 77 pads each

#### Prototyping Area Clearances

Type	Circuit Side	Component Side
1-slot	0.13" (3.3 mm)	0.75" (19 mm)
2-slot	1.30" (33 mm)	0.75" (19 mm)
3-slot	1.30" (33 mm)	1.95" (49.5 mm)

### VXIBUS INTERFACE DATA

(Register-based, VXIbus Rev. 1.4 Compliant)

#### Status Lights

Green: Access  
Red: User Defined Fail Indicator

#### Backplane Signal Support

TTLTRG0-7, ECLTRG (buffered), LBUS, ACFAIL, SERCLK, ERDAT, CLK10, SUMBUS, BERR, +5VSTDBY, SYSRESET (buffered), SYSCLK (buffered)

#### Cooling (Not including user prototype circuitry)

0.35l/s @ 0.04mm H<sub>2</sub>O for a 10° C Rise

#### Cooling (typical 20 Watt user application)

1.6l/s @ 0.13 mm H<sub>2</sub>O for a 10° C Rise

### Peak Current & Power Consumption

(Not including user prototype circuitry)

	+5 V	-5.2 V	-2 V
$I_{Pm}$ (mA)	750	100	10
$I_{Dm}$ (mA)	10	1	1
Total Power: 4.2 Watts			

### ENVIRONMENTAL DATA

#### Temperature

Operating: 00° C to +55° C  
Storage: -40° C to +71° C

#### Humidity (non-condensing)

11° C-30° C: 95% ± 5%  
31° C-40° C: 75% ± 5%  
41° C-55° C: 45% ± 5%

#### Altitude

Operating: 10,000 ft.  
Storage: 15,000 ft.

#### Vibration (non-operating)

0.013" double amplitude, 5-55, Hz

#### Weight

7064R-110: 1.8 lbs. (0.82 kg)  
7064R-210: 2.1 lbs. (0.95 kg)  
7064R-310: 2.4 lbs. (1.09 kg)

#### EMC (Council Directive 89/336/EEC)

EN55011, Group 1, Class A  
EN50082-1, IEC 801-2,3,4

#### Safety (Low Voltage Directive 73/23/EEC)

EN6010-1, IEC1010-1


## ORDERING INFORMATION

### MODEL/DESCRIPTION

Racal Instruments 7064R-002, Dual Slot Enclosure Only

### PART NUMBER

407620-002

 The CE Mark indicates that the product has completed and passed rigorous testing in the area of RF Emissions, Immunity to Electromagnetic Disturbances and complies with European electrical safety standards.

The EADS North America Defense Test and Services policy is one of continuous development, consequently the equipment may vary in detail from the description and specification in this publication.



EADS North America Defense Test and Services  
1.800.722.2528/1.949.859.8999 sales@eads-nadefense.com

2.0-8/07



## Artisan Technology Group is your source for quality new and certified-used/pre-owned equipment

- FAST SHIPPING AND DELIVERY
- TENS OF THOUSANDS OF IN-STOCK ITEMS
- EQUIPMENT DEMOS
- HUNDREDS OF MANUFACTURERS SUPPORTED
- LEASING/MONTHLY RENTALS
- ITAR CERTIFIED SECURE ASSET SOLUTIONS

### SERVICE CENTER REPAIRS

Experienced engineers and technicians on staff at our full-service, in-house repair center

### *InstraView*<sup>SM</sup> REMOTE INSPECTION

Remotely inspect equipment before purchasing with our interactive website at [www.instraview.com](http://www.instraview.com) ↗

### WE BUY USED EQUIPMENT

Sell your excess, underutilized, and idle used equipment. We also offer credit for buy-backs and trade-ins. [www.artisanng.com/WeBuyEquipment](http://www.artisanng.com/WeBuyEquipment) ↗

### LOOKING FOR MORE INFORMATION?

Visit us on the web at [www.artisanng.com](http://www.artisanng.com) ↗ for more information on price quotations, drivers, technical specifications, manuals, and documentation

**Contact us:** (888) 88-SOURCE | [sales@artisanng.com](mailto:sales@artisanng.com) | [www.artisanng.com](http://www.artisanng.com)